

# Field Support Group



A university-wide collaborative unit based on Colleges of Coast & Environment, Science, Engineering, Humanities & Social Sciences, Agriculture and others


## FSG Mission

To provide:

- A quality data product that fulfills the scientists, engineers and others needs.
- All necessary assistance to the research effort from the proposal to the final presentation.

## Facility

- 10,000 sq foot facility with a wood shop, a metal shop, and a fully functional machine and CNC shop.



SC&E building view

## Truck & Boat Fleet

- Ford F-350  
4X4



- 26' Catamaran



- 22' Boston Whaler



- 23' Carolina Skiff



# LSU RV Coastal Profiler

41' Multi-Purpose Research Vessel



# For the Adventurous Researcher



# Tools and Equipment

- Side Scan Sonar
- Calibration equipment
- Seismic “chirp” Equipment
- Magnetometer
- Etc.






## Machine Shop

- Bridgeport horizontal end mill
- Grizzly vertical end mill
- Clausing 600 metal lathe
- Clausing 1300 metal lathe




# Machine Work

From simple sensor housings



to complicated pumping systems



## Welding



- MIG, TIG, and stick capable
- Ability to weld all commonly used metals



# Fabrication Capabilities



From a simple sensor deployment module to an entire real-time monitoring station.



## CNC Fabrication

- CNC Plasma cutting of most sheet metals.



- 3-D CNC Milling of most metals and exotic plastics.



## Specialty/Difficult Diving

- All FSG members are certified Haz-mat and decontamination diving certified.



# Electronics

Interface cards were engineered and built in-house

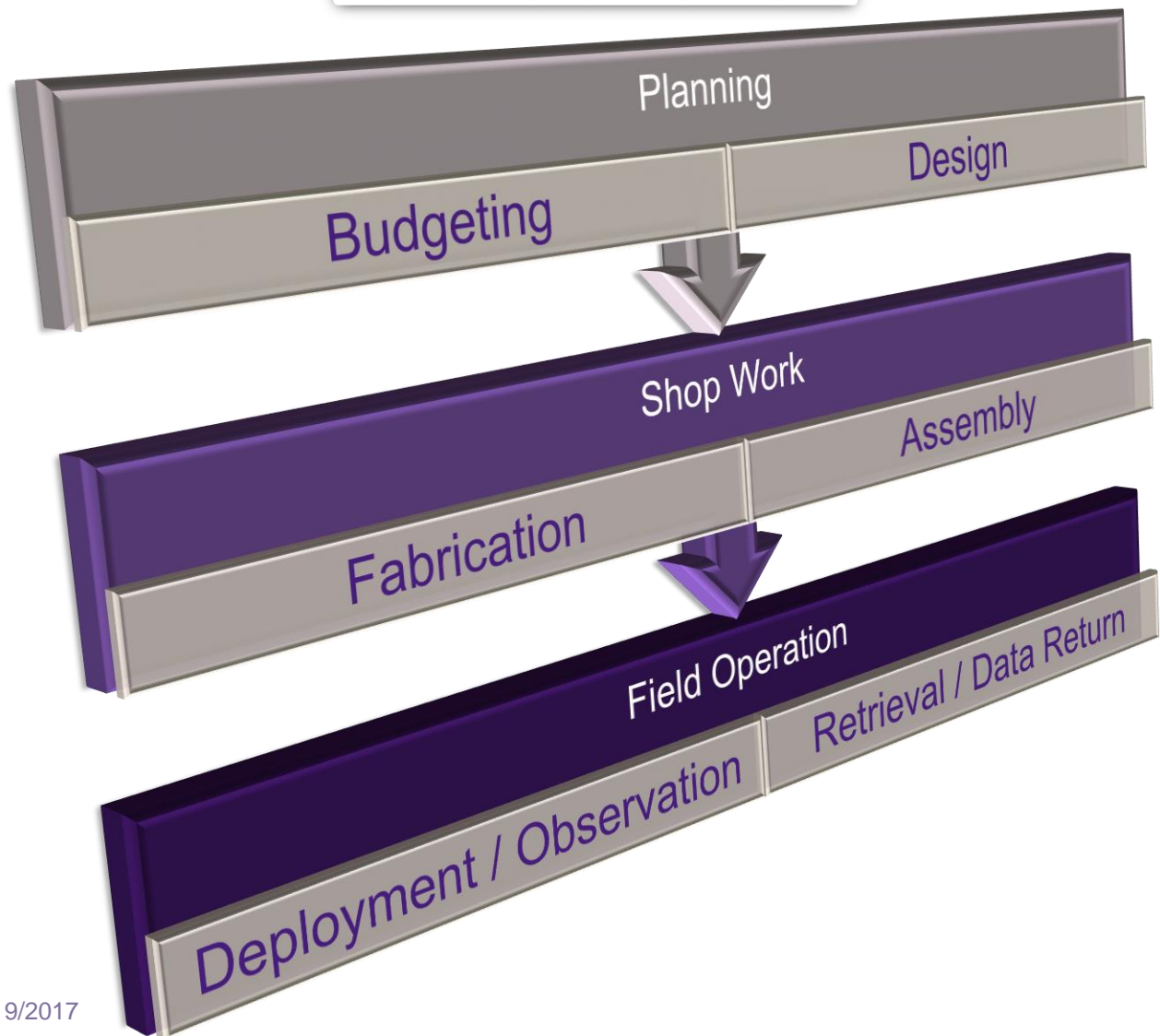
As the technology became available, a photo-resist method was adopted to ensure card uniformity



Before

After

# What We Offer





## Past Work Experience

- Event specific observations
- Fabrication solutions
- Temporary sensor package deployments
- Model Correlations (ground truth)
- Deep Sea Moorings
- Side-Scan Sonar, Seismic, etc. transects
- Real-time sea state monitoring stations

# Our personnel at work



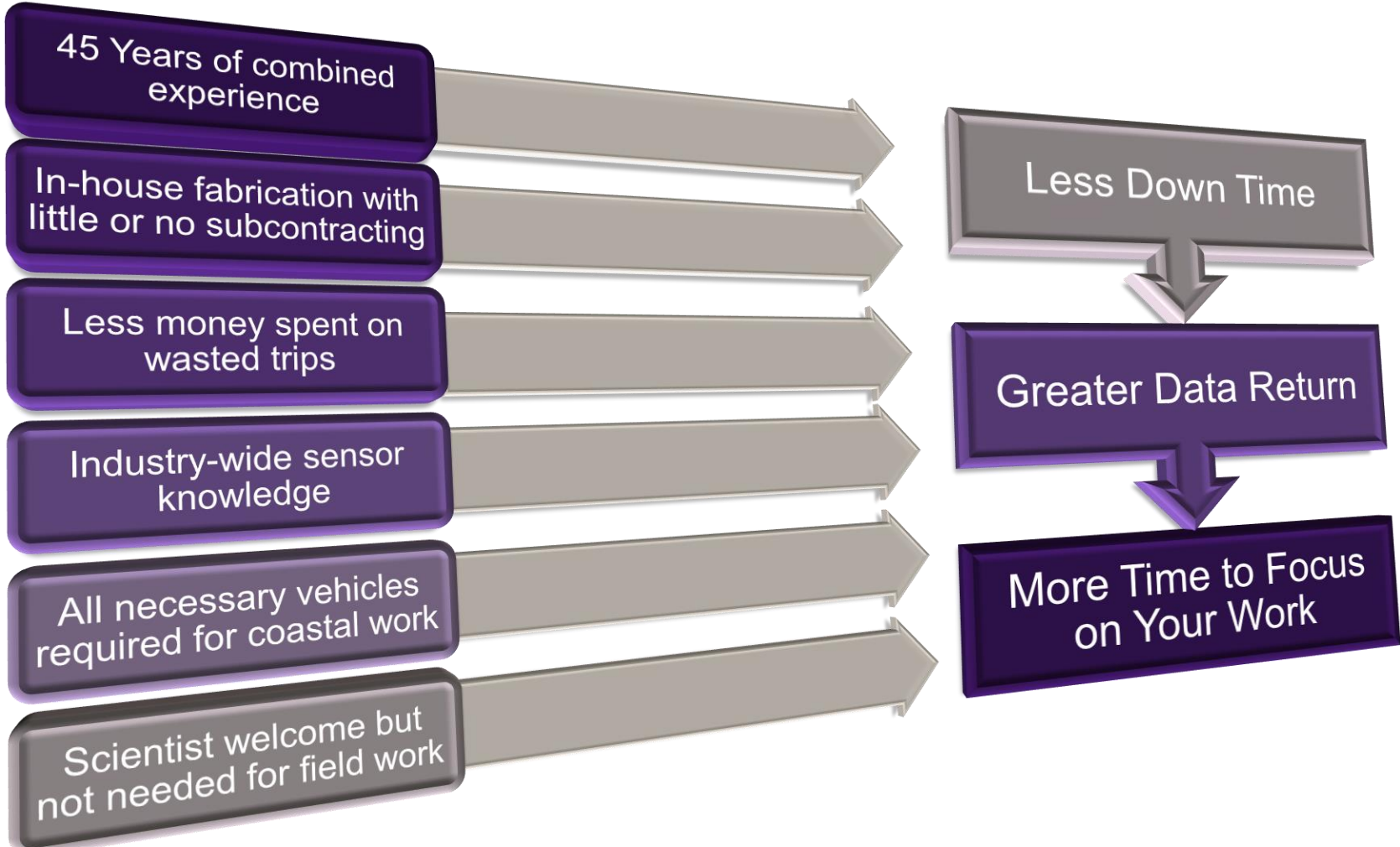
## All Field Support Group members are:

- Certified in different levels of dive proficiency, from open water diver to commercial diver.
- Adult CPR certified
- Safe-Gulf certified
- Fall-Protection certified
- TWIC card carriers

## Some Field Support Group members are:

- Boat Captain qualified

# How can our model benefit you?



# Questions?

## Field Support Group

Bill Gibson (225) 578-2947  
Chris Cleaver (225) 324-1072  
Shop Phone (225) 578-2988

[bgibson@lsu.edu](mailto:bgibson@lsu.edu)  
[ccleav1@lsu.edu](mailto:ccleav1@lsu.edu)