

LOUISIANA STATE UNIVERSITY

COMPREHENSIVE & STRATEGIC CAMPUS MASTER PLAN

APPENDIX J - SCP Worksheet and Project Groups



LSU Master Plan Strategic Capital Planning Matrix - 7/26/2017

Bldg #	Project Name	Type	College/Aux	Tenants	Gross Sq Ft	Est Cost Per SF	Reslt Cost Per SF	Total Cost (FY17)	Net Asset Value	Deferred Maintenance Need	Planned Year to Complete	Total Cost w/ Escalation	Self-Generated (Cash)		
											Assumed Annual Inflation:	\$ 0			
FUNDED ACADEMIC PROJECTS - CURRENT GROUP											Current Year:	\$ 2,017			
373	Patrick F. Taylor Hall: Renovation & Expansion	Renov/Add	Engineering	Dean, Engineering Depts	460,000		\$252.17	\$116,000,000		\$ 30,000,000	2017	\$ 116,000,000	\$2,000,000		
370	SVM: Laboratory Renovation (DLAM & Clin Path)	Renovation	Vet Med	Vet Medicine		\$0.00		\$2,500,000		\$ 500,000	2018	\$ 2,500,000	\$0		
69	Law Center: Library Ceiling & Lighting Upgrade	Renovation	Law Center	Law		\$0.00		\$1,238,990		\$ 1,238,990	2018	\$ 1,238,990	\$0		
1113N	Veterans Services (William Brookshire Military & Vet Stud Svcs)	Renov/Add	Administration	Veteran Services	4,036	\$0.00		\$1,200,000			2018	\$ 1,200,000	\$0		
-	Sewer Line Replacement (DM)	Utilities	Administration	Deferred Maint.		\$0.00		\$1,300,000		\$ 1,300,000	2018	\$ 1,300,000	\$0		
370	SVM: Classroom Expansion & Renovation	Renovation	Vet Med	Vet Medicine		\$0.00		\$3,000,000			2019	\$ 3,000,000	\$3,000,000		
435	Music Bldg. Recital Hall Renovation	Renovation	Music & Dram Arts	Music		\$0.00		\$2,500,000		\$ 600,000	2019	\$ 2,500,000	\$0		
								FUNDED ACADEMIC PROJECTS - CURRENT GROUP:		\$127,738,990		\$33,638,990		\$ 127,738,990	\$5,000,000
SOUTH ACADEMIC DISTRICT - INITIAL GROUP															
59.1	Chemical Engineering Renovations	Renovation	Swing Space	Swing Sp, Academic Growth, Mil Sci	26,487	\$237.00		\$6,277,419	75%	\$ 2,706,000	2017	\$ 6,277,419			
206	Audubon Sugar Factory Renovation	Renovation	Administration	Facility and Property Oversight, PDC	16,000	\$237.00		\$3,792,000			2017	\$ 3,792,000	\$0		
-	New Facilities Support Buildings	New	Administration	Facility Services &EHS	103,000	\$120.00		\$12,360,000	-	-	2017	\$ 12,360,000	\$0		
-	New ECE Support Bldgs	New	Coast & Environ	Coast & Environment	103,557	\$100.00		\$10,355,700	-	-	2017	\$ 10,355,700			
384	Administrative Support Demolition (old Copy Mail)	Demolition	Demolition	-	18,431	\$20.00		\$368,620	87%	\$ 679,000	2017	\$ 368,620			
185	Military Science Demolition	Demolition	Demolition	-	26,876	\$20.00		\$537,520	-40%	\$ 17,343,000	2017	\$ 537,520	\$0		
77	Facility Services Demo - 77, 279, 375, 376, 382, 400, 401, 447, 729	Demolition	Demolition	-	103,557	\$20.00		\$2,071,140	61%	\$ 8,414,000	2017	\$ 2,071,140			
408	ECE Support Bldgs Demolition - 408, 409, 410	Demolition	Demolition	-	26,876	\$20.00		\$537,520	64%	\$ 1,440,000	2017	\$ 537,520			
-	New Academic Building A	New	Academic	Sea Grnt, Cstl Stud, ELAB, ERAD, EE Lbs, N	282,918	\$360.00		\$101,850,480	-	-	2017	\$ 101,850,480	\$0		
90	Wetlands Demolition	Demolition	Demolition	-	18,976	\$20.00		\$379,520	43%	\$ 3,288,000	2017	\$ 379,520	\$0		
253	ELAB Demolition	Demolition	Demolition	-	44,000	\$20.00		\$880,000	97%	\$ 528,000	2017	\$ 880,000			
91	Sea Grant Building Demolition	Demolition	Demolition	-	19,780	\$20.00		\$395,600	41%	\$ 3,558,000	2017	\$ 395,600	\$0		
275	ERAD Demolition	Demolition	Demolition	-	54,810	\$20.00		\$1,096,200	80%	\$ 4,832,000	2017	\$ 1,096,200			
212	Electrical Engineering Demolition	Demolition	Demolition	-	45,600	\$20.00		\$912,000	61%	\$ 5,405,000	2017	\$ 912,000	\$0		
-	New Quad (piece facing N of ECE), Pkng Grg Site & Walkway	Site	Academic	Students, Faculty & Staff	114,800	\$18.00		\$2,066,400		\$2,066,400	2017	\$ 2,066,400			
-	New South Quad Transit Spine	Site	Academic	Students, Faculty & Staff		\$600.00		\$600,000	-	\$ 600,000	2017	\$ 600,000			
152	Ingram Renovation	Renovation	Ag/Eng	Bio & Agr Engineering	18,375	\$237.00		\$4,354,875	39%	\$ 3,636,000	2017	\$ 4,354,875	\$0		
121	Ag Metals Demolition - 121, 364, 422	Demolition	Demolition	-	41,183	\$20.00		\$823,660	77%	\$ 2,980,000	2017	\$ 823,660			
122	E.B.Doran Demolition	Demolition	Demolition	-	11,719	\$20.00		\$234,380	70%	\$ 1,146,000	2017	\$ 234,380			
-	New Academic Bldg C	New	Academic	Registrar, BAE Labs, Other Academic Grw	113,900	\$360.00		\$41,004,000			2017	\$ 41,004,000			
								SOUTH ACADEMIC DISTRICT - INITIAL GROUP:		\$190,897,034	58%	\$58,621,400		\$ 190,897,034	\$0
LIBRARIES GROUP															
187	Middleton Renovation	Renovation	Libraries	Libraries and Library Partners	64000		\$135.16	\$8,650,000	-	-	2017	\$ 8,650,000	\$0		
201	Manship Research Business Demolition	Demolition	Demolition	-	15,936	\$20.00		\$318,720	34%	\$ 3,224,000	2017	\$ 318,720	\$0		
-	New Library / Learning Commons	New	Libraries	Libraries & Lib Part, Registrar	375,000	\$375.00		\$140,625,000	-	-	2017	\$ 140,625,000	\$0		
-	Pedestrian Spine (from Highland South Gates to W of PFT)	Site	Academic	Students, Faculty and Staff	660,400	\$15.00		\$9,906,000		\$9,906,000	2017	\$ 9,906,000			
-	Library / Learning Commons Plaza + New South Quad	Site	Academic	Students, Faculty and Staff	477,400	\$18.00		\$8,593,200		\$8,593,200	2017	\$ 8,593,200			
187	Middleton Demolition	Demolition	Demolition	-	324,870	\$20.00		\$6,497,400	69%	\$ 30,829,000	2017	\$ 6,497,400	\$0		
-	Renovate Historic Quad at Middleton removal & adjacent	Site	Academic	Students, Faculty and Staff	237,100	\$12.00		\$2,845,200		\$2,845,200	2017	\$ 2,845,200			
32	Vet Sci Annex Bldg Demolition (including other 2 VS bldgs)	Demolition	Demolition	-	17,721	\$20.00		\$354,420	62%	\$ 2,468,000	2017	\$ 354,420			
12	Hill Memorial Renovation/Addition	Renov/Add	Hum & Soc Sci/Lib	Libraries, HSS?	80,000	\$290.00		\$23,200,000	53%	\$ 12,251,000	2017	\$ 23,200,000	\$0		
								LIBRARIES GROUP:		\$200,989,940	54%	\$70,116,400		\$ 200,989,940	\$0

LSU Master Plan Strategic Capital Planning Matrix - 7/26/2017

Bldg #	Project Name	Type	College/Aux	Tenants	Gross Sq Ft	Est Cost Per SF	Reslt Cost Per SF	Total Cost (FY17)	Net Asset Value	Deferred Maintenance Need	Planned Year to Complete	Total Cost w/ Escalation	Self-Generated (Cash)
HISTORIC CORE GROUP													
10	Memorial Tower Renovation	Renovation	Administration	Ole War Skule Museum Cadets	5,917		\$1,571.74	\$9,300,000	-266%	\$ 6,600,000	2017	\$ 9,300,000	\$0
20	Studio Arts - 20, 21, 22, 23, 24, 25, 133, 367	Renovation	Art & Design	Art, Painting, Sculpture, Ceramics	63,344		\$205.23	\$13,000,000	63%	\$ 5,599,000	2017	\$ 13,000,000	\$0
-	Continuing Ed. Relocation	Relocation	Relocations	Continuing Education	24,500	\$237.00		\$5,806,500	-	-	2017	\$ 5,806,500	\$0
-	NCBRT Relocation	Relocation	Relocations	NCBRT	15,987	\$237.00		\$3,788,919	-	-	2017	\$ 3,788,919	\$0
40	Pleasant Hall - West Wing	Renovation	Administration	Enrollment Mgmt.	94,469	\$237.00		\$22,389,153	55%	\$ 11,000,000	2017	\$ 22,389,153	\$0
-	University Press Relocation	Relocation	Relocations	University Press	5,991	\$237.00		\$1,419,867	-	-	2017	\$ 1,419,867	\$0
118	Johnston Hall Renovation / Addition	Renov/Add	Hum & Soc Sci	Psychology, Registrar, others?	74,490	\$290.00		\$21,602,100	77%	\$ 5,273,000	2017	\$ 21,602,100	\$0
16	Audubon Hall Renovation	Renovation	Hum & Soc Sci	Communication Studies	36,679	\$237.00		\$8,692,923	56%	\$ 4,950,000	2017	\$ 8,692,923	\$0
14	Stubbs Hall Renovation	Renovation	Hum & Soc Sci	Sociology, Political Science	35,986	\$237.00		\$8,528,682	65%	\$ 3,840,000	2017	\$ 8,528,682	\$0
13	Prescott Renovation	Renovation	Hum & Soc Sci	History	23,760	\$237.00		\$5,631,120	47%	\$ 3,808,000	2017	\$ 5,631,120	\$0
44	Allen Hall Renovation	Renovation	Hum & Soc Sci	Eng, Phil & Religious Studies	80,059	\$237.00		\$18,973,983	67%	\$ 8,011,000	2017	\$ 18,973,983	\$0
48	Woodin Hall Renovation	Renovation	Agriculture	Dean, Experimental Stats, Ag Bus	47,818	\$237.00		\$11,332,866	80%	\$ 3,043,000	2017	\$ 11,332,866	\$0
26	Coates Hall Renovation and Addition	Renov/Add	Sci/Hum & Soc Sci	Math, Registrar	242,625	\$250.00		\$60,656,250	74%	\$ 16,674,000	2017	\$ 60,656,250	\$0
266	Lockett Demolition	Demolition	Demolition	-	73,991	\$20.00		\$1,479,820	53%	\$ 10,637,000	2017	\$ 1,479,820	\$0
-	West Quad (near Lockett & across Fieldhouse Dr)	Site	Academic	Students, Faculty and Staff	265,000	\$15.00		\$3,975,000		\$3,975,000	2017	\$ 3,975,000	
-	McVoy Renovation (Swing Space)	Renovation	Swing Space	Swing Space	40,000	\$150.00		\$6,000,000			2017	\$ 6,000,000	
59	Jesse Coates Renovations (Swing Space)	Renovation	Academic	Swing Space& Academic Growth	21,972	\$237.00		\$5,207,364	68%	\$ 2,892,000	2017	\$ 5,207,364	\$0
36	Huey P. Long Renovation	Renovation	Hum Scie & Ed	Dean, Social Work, Kinesiology	128,199	\$237.00		\$30,383,163	-9%	\$ 19,700,000	2017	\$ 30,383,163	\$0
34	Peabody Renovation (Partial)	Renovation	Hum Sci & Ed	Education, SLIS, SHREWD	14,298	\$237.00		\$3,388,626	70%	\$ 4,757,000	2017	\$ 3,388,626	
29	Gym Armory Renovation (Partial; *Also in "Other")	Renovation	Hum Sci & Ed	Kinesiology	11,915	\$237.00		\$2,823,855	91%		2017	\$ 2,823,855	
27	David Boyd Renovations	Renovation	Administration	ORED, Grad School, Faculty Svcs	15,680	\$237.00		\$3,716,160	41%	\$ 2,813,000	2017	\$ 3,716,160	\$0
76	Himes Hall Renovations	Renovation	Administration	Grad School, ORED, IT Faculty Supp	68,568	\$237.00		\$16,250,616	44%	\$ 9,087,000	2017	\$ 16,250,616	
28	Nuclear Science Bldg	Renovation	Art & Design	Dean, Intr Des, Arch, Land Arch	16,375	\$237.00		\$3,880,875	56%	\$ 3,162,000	2017	\$ 3,880,875	
418	Design Bldg	Renovation	Art & Design	Dean, Intr Des, Arch, Land Arch	100,675	\$237.00		\$23,859,975	82%	\$ 5,526,000	2017	\$ 23,859,975	\$0
18	Art Bldg	Renovation	Art & Design	Dean, Intr Des, Arch, Land Arch	30,720	\$237.00		\$7,280,640	56%	\$ 4,139,000	2017	\$ 7,280,640	
17	Atkinson Hall	Renovation	Hum&Soc Sci, Art&Des	Dean, Interdiscip Studies, Arch?	43,080	\$237.00		\$10,209,960	75%	\$ 3,310,000	2017	\$ 10,209,960	\$0
-	Arts Quad (south of Atkinson)	Site	Academic	Students, Faculty and Staff	47,600	\$15.00		\$714,000		\$714,000	2017	\$ 714,000	
50	Francioni Renovation	Renovation	Agriculture	Animal Sciences	28,467		\$245.90	\$7,000,000	30%	\$ 4,341,000	2017	\$ 7,000,000	\$0
98	Food Science	Renovation	Agriculture	Animal Sciences & Food Science	18,507		\$270.17	\$5,000,000	62%	\$ 2,922,000	2017	\$ 5,000,000	\$0
173	Dalrymple	Renovation	Agriculture	Animal Sciences	17,633		\$283.56	\$5,000,000	40%	\$ 3,302,000	2017	\$ 5,000,000	\$0
70	Howe Russell West Renovation	Renovation	Sci/Hum & Soc Sci	Musm of Nat Sci, Geolg & Anthrpg	98,503	\$237.00		\$23,345,211	69%	\$ 12,069,000	2017	\$ 23,345,211	\$0
2	Foster Hall	Renovation	Administration	Administration units	57,532	\$237.00		\$13,635,084	64%	\$ 8,224,000	2017	\$ 13,635,084	\$0
-	Plaza between Nicholson Hall & Howe Russell	Site	Academic	Students, Faculty and Staff	53,000	\$35.00		\$1,855,000	-	\$1,855,000	2017	\$ 1,855,000	
1A	University Administration Building Renovation	Renovation	Administration	Human Resources, Procurement	31,000	\$237.00		\$7,347,000	-	-	2017	\$ 7,347,000	\$0
40.1	Pleasant Hall - East Wing	Renovation	Administration	Bursar, Registrar	14,672	\$237.00		\$3,477,264	55%	\$ 1,928,000	2017	\$ 3,477,264	\$0
-	Remote Campus Storage	New	AUX??	Academic	50,000	\$100.00		\$5,000,000	-	-	2017	\$ 5,000,000	\$5,000,000
11	T. Boyd Renovation	Renovation	Administration	Fin & Admin Srvcs, Risk Mgmt, Audtrs	69,068	\$237.00		\$16,369,116	48%	\$ 10,924,000	2017	\$ 16,369,116	\$0
1	Power House	Renovation	Administration	Facility Services	67,519	\$237.00		\$16,002,003	38%	\$ 7,818,000	2017	\$ 16,002,003	
435	Music Building	Renovation	Music & Dram Arts	Music	44,452	\$237.00		\$10,535,124	38%	\$ 8,423,000	2017	\$ 10,535,124	\$0

LSU Master Plan Strategic Capital Planning Matrix - 7/26/2017

Bldg #	Project Name	Type	College/Aux	Tenants	Gross Sq Ft	Est Cost Per SF	Reslt Cost Per SF	Total Cost (FY17)	Net Asset Value	Deferred Maintenance Need	Planned Year to Complete	Total Cost w/ Escalation	Self-Generated (Cash)
HISTORIC CORE GROUP CON'T													
-	Main Campus Sewer Line	Utilities	Administration	Capital Outlay	-	-		\$3,221,000			2017	\$ 3,221,000	\$0
-	Plaza and Indian Mounds area Hill Memorial West Site	Site	Academic	Students, Faculty and Staff	210,000	\$15.00		\$3,150,000		\$3,150,000	2017	\$ 3,150,000	
-	Renovate Historic Quad at Middleton removal & adjacent	Site	Academic	Students, Faculty and Staff	237,100	\$12.00		\$2,845,200		\$2,845,200	2017	\$ 2,845,200	
-	Main Quad (south of Middleton)	Site	Academic	Students, Faculty and Staff	161,400	\$15.00		\$2,421,000		\$2,421,000	2017	\$ 2,421,000	
-	Streetscape - Highland Rd	Site	Academic	Students, Faculty and Staff	-	\$400.00		\$2,000,000		\$2,000,000	2017	\$ 2,000,000	
-	Bus turnaound and landscape at Student Union & Memorial Grove	Site	Academic	Students, Faculty and Staff	162,100	\$12.00		\$1,945,200		\$1,945,200	2017	\$ 1,945,200	
15	Dodson Hall Renovation	Renovation	Academic	Registrar	8,112	\$237.00		\$1,922,544	46%	\$ 1,332,000	2017	\$ 1,922,544	\$0
-	Enchanted Forest	Site	Academic	Students, Faculty and Staff	150,000	\$12.00		\$1,800,000		\$1,800,000	2017	\$ 1,800,000	
-	Memorial Tower Plaza & adjacent Tower Dr	Site	Academic	Students, Faculty and Staff	80,300	\$12.00		\$963,600		\$963,600	2017	\$ 963,600	
-	S Campus Dr to Accomodate E-W Transit Circ - Stretch 2	Roadwork	Academic	Students, Faculty and Staff	-	\$400.00		\$852,000		\$852,000	2017	\$ 852,000	
-	Fieldhouse Drive (between N. Stadium & S. Stadium Drives)	Roadwork	Academic	Students, Faculty and Staff	-	\$500.00		\$810,000		\$810,000	2017	\$ 810,000	
-	S Campus Dr to Accomodate E-W Transit Circ - Stretch 3	Roadwork	Academic	Students, Faculty and Staff	-	\$400.00		\$484,000		\$484,000	2017	\$ 484,000	
-	Fieldhouse Drive (b/t North Stadium & Cypress Dr)	Roadwork	Academic	Students, Faculty and Staff	-	\$500.00		\$245,000		\$245,000	2017	\$ 245,000	
-	S Campus Dr and Transit Spine Integration - Stretch 1	Roadwork	Academic	Students, Faculty and Staff	-	\$400.00		\$220,000		\$220,000	2017	\$ 220,000	
								HISTORIC CORE GROUP:	46%	\$220,384,000		\$ 447,737,763	\$5,000,000
SCIENCES GROUP													
-	New Dairy Science Processing Building	New	Agrculture	Animal Sciences	12,000	\$300.00		\$3,600,000	-	-	2017	\$ 3,600,000	
174	Dairy Science Demolition	Demolition	Demolition	-	23,158	\$20.00		\$463,160	48%	\$ 3,892,000	2017	\$ 463,160	\$0
-	New Science Building Phase 1	New	Science	Science departments	140,000	\$360.00		\$50,400,000	-	-	2017	\$ 50,400,000	\$0
366	Williams (Partial Renovation and Addition)	Renov/Add	Science	Chemistry	20,060		\$556.00	\$11,153,360	85%	\$ 2,753,000	2017	\$ 11,153,360	
1111	Chemistry and Materials Bldg. - 5th Floor (partial)	Renovation	Science	Chemistry	10,500		\$873.71	\$9,174,000		-	2017	\$ 9,174,000	
352	Choppin Renovation	Renovation	Science	Chemistry	169,333		\$285.01	\$48,262,000	85%	\$ 11,093,000	2017	\$ 48,262,000	\$0
448	Tureaud Hall Demolition	Demolition	Demolition	-	50,000	\$20.00		\$1,000,000	42%	\$ 8,900,000	2017	\$ 1,000,000	\$0
-	New Science Building Phase 2	New	Science	Science departments	120,000	\$360.00		\$43,200,000	-	-	2017	\$ 43,200,000	\$0
70.1	Howe Russell East Renovation	Renovation	Science	Geology	89,240	\$237.00		\$21,149,880	87%	\$ 4,451,000	2017	\$ 21,149,880	\$0
								SCIENCES GROUP:	69%	\$31,089,000		\$ 188,402,400	\$0
VET SCHOOL GROUP:													
-	New SVM Clinical Facility	New	Vet Med	Vet Medicine	27,000	\$370.37	\$370.37	\$10,000,000	-	-	2017	\$ 10,000,000	\$1,000,000
-	SVM: Therio (Equine) Reproduction Unit	New	Vet Med	Vet Medicine		#DIV/0!	#DIV/0!	\$4,415,000			2017	\$ 4,415,000	\$0
-	SVM: Diagnostic Equipment Replacement	Equipment	Vet Med	Vet Medicine		-		\$2,760,000			2017	\$ 2,760,000	\$0
-	SVM: Biomedical Research Facility	New	Vet Med	Vet Medicine		#DIV/0!	#DIV/0!	\$1,500,000			2017	\$ 1,500,000	\$0
								VET SCHOOL GROUP:	N/A	\$0		\$ 18,675,000	\$1,000,000
MISC. STAND ALONE PROJECTS GROUP:													
-	Small Academic Projects Projection (Smaller than \$1 million)	Renovation	Academic/Admin	Students, Faculty and Staff	-	\$0.00		\$100,000,000		\$ 25,000,000	2017	\$ 100,000,000	
69	Law School Renovations (partial)	Renovation	Law Center	Law	60,000	\$237.00		\$14,220,000	65%	\$ 16,873,000	2017	\$ 14,220,000	\$0
178	Knapp Hall	Renovation	Agriculture	Agriculture departments	45,369	\$237.00		\$10,752,453	32%	\$ 9,351,000	2017	\$ 10,752,453	\$0
-	Parking lots south of Nicholson Ext.	Site	Academic	Students, Faculty and Staff	1,140,400	\$8.00		\$9,123,200		\$9,123,200	2017	\$ 9,123,200	
402	Efferson Hall	Renovation	Agriculture	LSU AgCenter	34,709	\$237.00		\$8,226,033	36%	\$ 6,780,000	2017	\$ 8,226,033	
-	Parking lot west of Nicholson Drive	Site	Academic	Students, Faculty and Staff	466,000	\$8.00		\$3,728,000		\$3,728,000	2017	\$ 3,728,000	
-	South Loop Road	Roadwork	Academic	Students, Faculty and Staff	-	\$550.00		\$2,128,500		\$2,128,500	2017	\$ 2,128,500	
-	Traffic circle at west intersection of Nicholson Ext.	Roadwork	Academic	Students, Faculty and Staff	64,400	\$18.00		\$1,159,200		\$1,159,200	2017	\$ 1,159,200	
-	Streetscape - Raphael Semmes Rd + extension towards UREC	Site	Academic	Students, Faculty and Staff	-	\$500.00		\$1,050,000		\$1,050,000	2017	\$ 1,050,000	
825	Public Safety Relocation	Renovation	Administration	Public Safety	3,750	\$237.00		\$888,750	95%	\$ 35,000	2017	\$ 888,750	
230	Cotton Fiber Lab Relocation	New	Agriculture	Agriculture	2,460	\$360.00		\$885,600	19%	\$ 470,000	2017	\$ 885,600	
-	Road west of New Parking Garage	Roadwork	Academic	Students, Faculty and Staff	-	\$400.00		\$708,000		\$708,000	2017	\$ 708,000	
-	Traffic circle at new intersection at Gourier and New South Loop	Roadwork	Academic	Students, Faculty and Staff	26,800	\$18.00		\$482,400		\$482,400	2017	\$ 482,400	
-	Public Safety Demolition	Demolition	Demolition	-	3,750	\$20.00		\$75,000	95%	\$ 35,000	2017	\$ 75,000	
119	Audubon Sugar Demolition	Demolition	Demolition	-	2,800	\$20.00		\$56,000	7%	\$ 614,000	2017	\$ 56,000	
-	New Lab School STEM Bldg	New	Academic	Lab School	24,800	\$360.00		\$8,928,000			2017	\$ 8,928,000	
								MISC. STAND ALONE PROJECTS GROUP:	50%	\$77,537,300		\$ 162,411,136	\$0

LSU Master Plan Strategic Capital Planning Matrix - 7/26/2017

Bldg #	Project Name	Type	College/Aux	Tenants	Gross Sq Ft	Est Cost Per SF	Reslt Cost Per SF	Total Cost (FY17)	Net Asset Value	Deferred Maintenance Need	Planned Year to Complete	Total Cost w/ Escalation	Self-Generated (Cash)
FUTURE NEW BLDGS FOR GROWTH GROUP													
-	New Academic Building B	New	Academic	Academic Growth	238,651	\$360.00		\$85,914,360				#VALUE!	\$0
-	New Academic Bldg. D	New	Academic	Academic Growth	159,165	\$360.00		\$57,299,400					
-	New Academic Bldg. E	New	Academic	Academic Growth	275,616	\$360.00		\$99,221,760					
								FUTURE NEW BLDGS. FOR GROWTH GROUP:		\$0		#VALUE!	\$0
								TOTAL ACADEMIC/ADMIN. NOT FUNDED:					
AUXILIARY/TAF/OTHER GROUP:													
-	Small Auxiliary Projects Projection (Smaller than \$1 million)	Renovation	AUX	Students, Faculty and Staff	-	\$0.00		\$210,000,000			2017	\$ 210,000,000	\$ 210,000,000
	Natatorium: Locker & Team Room Renovations 2020	Renovation	AUX	Athletics			#VALUE!				2020	\$ -	
	Natatorium: Roof Replacement, Natatorium Building	Renovation	AUX	Athletics			#DIV/0!	\$1,610,433			2017	\$ -	\$1,610,433
	Tiger Park: Indoor Practice Facility	New	AUX	Athletics			#DIV/0!	\$4,400,000			2018	\$ -	\$4,400,000
	Carl Maddox Fieldhouse: Facility Upgrades, Carl Maddox Field	Renovation	AUX	Athletics			#DIV/0!	\$3,500,000			2018	\$ -	\$3,500,000
	Beach Volleyball: Renovation of Dub Robinson Tennis Stadium for	Renovation	AUX	Athletics			#DIV/0!	\$2,000,000			2018	\$ -	\$2,000,000
	PMAC: Mechanical Systems Upgrades	Renovation	AUX	Athletics			#DIV/0!	\$1,250,000			2018	\$ -	\$1,250,000
	Tiger Stadium: Football Field Renovations	Renovation	AUX	Athletics			#DIV/0!	\$2,000,000			2018	\$ -	\$2,000,000
	Athletic Facilities Deferred Maintenance and Renewal	Renovation	AUX	Athletics			#DIV/0!	\$7,660,000			2019	\$ -	\$7,660,000
	Athletic Facilities Deferred Maintenance and Renewal	Renovation	AUX	Athletics			#DIV/0!	\$7,660,000			2020	\$ -	\$7,660,000
	Athletic Facilities Deferred Maintenance and Renewal	Renovation	AUX	Athletics			#DIV/0!	\$7,660,000			2021	\$ -	\$7,660,000
	PMAC: Addition/Enhancement	Renov/Add	AUX	Athletics			#DIV/0!	\$28,000,000				\$ -	\$28,000,000
	Athletic Facilities Deferred Maintenance and Renewal	Renovation	AUX	Athletics			#DIV/0!	\$7,660,000			2018	\$ -	\$7,660,000
	Bernie Moore Track: Track Replacement	Renovation	AUX	Athletics TAF			#DIV/0!	\$1,400,000			2017	\$ -	
	Tiger Stadium: Toilet Enhancement Phase I	Renovation	AUX	Athletics TAF			#DIV/0!	\$4,100,000			2017	\$ -	
	Tiger Stadium: East Stadium Waterproofing	Renovation	AUX	Athletics TAF			#DIV/0!	\$3,900,000			2017	\$ -	
	Tiger Habitat: Maintenance Renovations	Renovation	AUX	Athletics TAF			#DIV/0!	\$1,128,000			2017	\$ -	
	Alex Box: Weight Training	New	AUX	Athletics TAF			#VALUE!				2018	\$ -	
	Tiger Stadium: Toilet Renovations Phase 2	Renovation	AUX	Athletics TAF			#VALUE!				2018	\$ -	
	Tiger Stadium: South Plaza Bowl Recognition	Site	AUX	Athletics TAF			#DIV/0!						
	Tiger Stadium: DTS	Renovation	AUX	Athletics TAF			#DIV/0!						
	Football Operations Renovations - Phase 2	Renovation	AUX	Athletics TAF			#DIV/0!						
	PMAC LED Video Upgrades	Renovation	AUX	Athletics TAF			#DIV/0!	\$2,750,000					
	Tiger Stadium: South Stadium Dorm Demolition	Demolition	AUX	Athletics TAF			#DIV/0!	\$2,200,000	65%	\$ 3,959,000			
	Gameday Parking Improvements	Site	AUX	Athletics TAF			#DIV/0!	\$2,057,000					
79	Faculty Club	Renovation	AUX	Aux - Services	26,244	\$237.00		\$6,219,828				\$ -	\$6,219,828
	New Dining Hall	New	AUX	Aux - Services			#DIV/0!						
	LSU Lakes	Renovation	Administration	Capital Outlay			#DIV/0!	\$40,000,000				\$ -	
	Kappa Sigma House	New	Other	Greek			#DIV/0!	\$7,000,000			2018	\$ -	
	Student Health Center: Fire Restoration Phase II	Renovation	AUX	Health			#DIV/0!	\$1,300,000			2017	\$ -	\$1,300,000
	Student Health Center: Renovation & Addition	Renov/Add	AUX	Health			#DIV/0!	\$27,890,000				\$ -	\$4,000,000
	Companion Animal Facility - Pet Shelter	New	Other	Other			#DIV/0!	\$12,000,000			2018	\$ -	
	Credit Union Relocation	New	Other	Other	13,845		#VALUE!					\$ -	
	New Parking Garage (1500 spaces)	New	AUX	Parking Offices/Service Center	475,000	\$65.00		\$30,875,000				\$ -	\$30,875,000
	Nicholson Gateway Development - P3 Project	New	AUX	Res Life			#DIV/0!	\$190,179,628			2018	\$ -	
	New Residence Hall: Phase II Spruce - P3 Project	New	AUX	Res Life			#DIV/0!	\$35,860,000			2018	\$ -	
	Greenhouse District Residential Project (P3) - Phase 1	New/Renov	AUX	Res Life			#DIV/0!	\$77,000,000			2019	\$ -	
	Greenhouse District Residential Project (P3) - Phase 2	New	AUX	Res Life			#DIV/0!	\$183,000,000			2020	\$ -	
33	Greenhouse Relocation - 33, 78, 82, 177, 195, 255, 707	New	Agriculture	Agriculture	61,739		\$ 210.56	\$13,000,000	71%	\$ 6,855,000			
	Family Housing Complex	New	AUX	Res Life			#DIV/0!	\$51,000,000				\$ -	
	Louise Garig Hall: Renovation	Renovation	AUX	Res Life			#DIV/0!	\$5,200,000				\$ -	
	Old President's House Renovation	Renovation	AUX	Res Life			#DIV/0!	\$1,000,000			2018	\$ -	
	Grace King Hall Renovation	Renovation	AUX	Res Life			#DIV/0!						
	Pentagon Renovation	Renovation	AUX	Res Life			#DIV/0!						
	Research and Technology Growth (next building)	New/Renov	AUX	Research			#DIV/0!						
								AUXILIARY/TAF/OTHER GROUP:		\$10,814,000		\$210,000,000	\$325,795,261

LSU Master Plan Strategic Capital Planning Matrix - 7/26/2017

Bldg #	Project Name	Type	College/Aux	Tenants	Gross Sq Ft	Est Cost Per SF	Reslt Cost Per SF	Total Cost (FY17)	Net Asset Value	Deferred Maintenance Need	Planned Year to Complete	Total Cost w/ Escalation	Self-Generated (Cash)
OTHER ACADEMIC/ADMIN BLDGS. NOT INCLUDED													
414	4-H Minibarn		Agriculture	Agriculture	6,000				41%	\$ 527,000			
832	Ag Chemistry		Agriculture	Ag Chemistry	66,246	\$237.00		\$15,700,302	48%	\$ 11,592,000			
1127	Animal & Food Science Laboratory		Agriculture	Animal & Food Science	54,750				97%	\$ 657,000			
1090	Assembly Center Mechanical Building		Administration	Administration	8,215	\$237.00		\$1,946,955	86%	\$ 174,000			
197	Band Building		Music	Music	12,000	\$237.00		\$2,844,000	57%	\$ 1,585,000			
1108	Band Hall		Music & Dramatic Arts	Music	28,865				96%	\$ 346,000		\$ -	\$0
1136	BEC - 1136, 1137, 1138, 1154		Business	Business	174,002				96%	\$ 2,088,000		\$ -	\$0
758	Blowout prevention research shed (781)		Engineering	Petroleum Engineering	5,303	\$237.00		\$1,256,811	81%	\$ 213,000			
?	Chancellor's Residence		Administration	Administration									
1111	Chemistry & Materials Bldg.		Science	Chemistry	88,975				96%	\$ 1,068,000			
365	Co-operative extension storage		Agriculture	Agriculture	16,796				74%	\$ 665,000			
35	Dean French House		Music & Dramatic Arts	Theatre Storage	3,460	\$237.00		\$820,020	-99%	\$ 2,097,000			
738	Demonstration equip and supply stor blg				6,687	\$237.00		\$1,584,819	85%	\$ 151,000			
1128	Digital Media		Administration	Start Up companies, Lease Space								\$ -	\$0
232	E.B. "Ted" Robert Auditorium (Lab School Auditorium)		Lab School	Lab School	14,684				95%	\$ 248,000			
120	Ecology Research Lab				3,559	\$237.00		\$843,483	81%	\$ 224,000			
334	EMS Building - Building 3				2,109				93%	\$ 43,000			
916	Energy, Coast & Environment		Coast and Environmen	Coast and Environment Departments	162,784				99%	\$ 605,000		\$ -	\$0
944	Forte (Vincent) River/Coastal Engr Res Lab		Engineering	Civil Engineering	3,900	\$237.00		\$924,300	47%	\$ 696,000			
831	Fred Frey Bldg		Administration	Information Technology	92,409	\$237.00		\$21,900,933	60%	\$ 11,312,000			
51	French House		Honors	Honors	19,565				96%	\$ 235,000			
?	Genex Facility		Agriculture	Agriculture									
802	Greek Theatre		Administration	Administration	21,710				92%	\$ 250,000			
29	Gym Armory (Remaining Renovation)		Human Sciences & Ed, Acad Aff	Kinesiology, Academic Center for Student	62,198				91%	-		\$ -	\$0
413	H.B. Nelson Memorial		Agriculture	Agriculture	5,167	\$237.00		\$1,224,579	54%	\$ 557,000			
117	Hatcher		Humanities & Soc. Sci./Art & Des.	Printmaking, COMD, Registrar, Intl	120,000	\$237.00		\$28,440,000	73%	\$ 9,730,000		\$ -	\$0
214	HD Wilson		Agriculture	Agriculture	28,000	\$237.00		\$6,636,000	86%	\$ 1,687,000		\$ -	\$0
116	Hodges		Mass Comm/Health & Social Servcs	Foreign Languages, Mass Communication	74,743				96%	1011000		\$ -	\$0
857	Horticulture Teaching Facility		Agriculture	Soil, Plant and Environmental Sciences	3,200				94%	\$ 60,000			
213	Human Ecology		Agriculture	TAM? HUEC?	38,200	\$237.00		\$9,053,400	59%	\$ 4,806,000		\$ -	\$0
550	International Cultural Center		Administration	International Cultural Center	7,640				49%	\$ 923,000			
123	JC Miller		Agriculture	Horticulture	39,151	\$237.00		\$9,278,787	52%	\$ 6,100,000		\$ -	\$0
43	Journalism		Mass Comm.	Mass Communications	25,247				90%	\$ 790,000		\$ -	\$0
1079	La Animal Dis Diagnostic Lab Bldg 673988		Vet Med	Veterinary Medicine	8,000				87%	\$ 365,000			
1134	La Disease & Diagnostic Laboratory		Vet Med	Veterinary Medicine	114,532				98%	\$ 1,208,000			
1139	La Disease Isolation Building		Vet Med	Veterinary Medicine	23,564				98%	\$ 167,000			
130	Lab High School		Lab School	Lab School	34,800				99%	\$ 110,000			
179	Lab School Gymnasium		Lab School	Lab School	26,753	\$237.00		\$6,340,461	86%	\$ 1,251,000			
1036	Lab School Upper Elementary Bldg		Lab School	Lab School	26,906				90%	\$ 929,000			
235	Lakeshore House		Administration	Strategic Communication	17,230	\$237.00		\$4,083,510	71%	\$ 1,533,000			
1069	Landscape Services Building		Administration	Facility & Property Oversight	15,570	\$150.00		\$2,335,500	100%	\$ 1,000			
-	Landscape Services Relocation		Administration	Landscape Services	15,570				-	-		#VALUE!	
954	LETC		Administration	Start Up companies, Lease Space	89,360				98%	\$ 401,000		\$ -	\$0
880	Life Science Annex		Science/Agriculture	Biology, Plant Pathology, Entomology	139,042				95%	\$ 2,771,000			
273	Life Science Building		Science/Agriculture	Biology, Plant Pathology, Entomology	206,243	\$237.00		\$48,879,591	76%	\$ 22,167,000		\$ -	\$0
351	Livestock exhibit - Show facility 2		Agriculture	4H	107,751				73%	\$ 6,053,000			
1004	Louisiana House		Agriculture	Agriculture	6,530				97%	\$ 39,000			
403	Lower Elementary and middle school annex		Lab School	Lab School	44,811	\$237.00		\$10,620,207	72%	\$ 4,274,000			
403.1	Lower Elementary and middle school annex addition		Lab School	Lab School	24,097				90%	\$ 847,000			

LSU Master Plan Strategic Capital Planning Matrix - 7/26/2017

Bldg #	Project Name	Type	College/Aux	Tenants	Gross Sq Ft	Est Cost Per SF	Reslt Cost Per SF	Total Cost (FY17)	Net Asset Value	Deferred Maintenance Need	Planned Year to Complete	Total Cost w/ Escalation	Self-Generated (Cash)
OTHER ACADEMIC/ADMIN BLDGS. NOT INCLUDED CONT'D													
45	M&DA		Music & Dram Arts	Music, Dramatic Arts	125,947				99%	\$ 524,000		\$ -	\$0
633	New golf club house/maintenance shed		Administration	Facility & Property Oversight	14,506	\$237.00		\$3,437,922	66%	\$ 741,000		\$ -	\$0
55	Nicholson		Science	Physics???	240,654				93%	\$ 7,166,000		\$ -	\$0
61	Parker Coliseum		Agriculture	Agriculture, ????	154,755	\$237.00		\$36,676,935	68%	\$ 12,043,000		\$ -	\$0
34	Peabody (Remaining Renovation)		Human Sciences and Education	Education	37,168	\$237.00		\$8,808,816	70%	-		\$ -	\$0
1103	Pennington Mckernan Gym & Multipurpose Facility		Lab School	Lab School	17,220				96%	\$ 207,000		\$ -	\$0
464	Renewable Natural Resources		Agriculture	Renewable and Natural Resources	70,847	\$237.00		\$16,790,739	60%	\$ 9,192,000		\$ -	\$0
323	River road annex building		Administration	Facility & Property Oversight	48,477	\$237.00		\$11,489,049	64%	\$ 5,011,000		\$ -	\$0
440	Sturgis		Agriculture	Plant, Environmental and Soil Sciences	83,534	\$237.00		\$19,797,558	49%	\$ 13,821,000		\$ -	\$0
8	Swine Palace		Music & Dram Arts	Dramatic Arts (Theatre)	34,826	\$237.00		\$8,253,762	79%	\$ 2,236,000		\$ -	\$0
851	University Stores		Administration	Facility & Property Oversight	28,320				87%	\$ 571,000		\$ -	\$0
690	Vet Med Raptor Rehab Flight Cage		Vet Med	Veterinary Medicine	5,000				100%	\$ 5,000		\$ -	\$0
445	Vet. Medicine bedding and feed storage		Vet Med	Veterinary Medicine	3,092	\$237.00		\$732,804	61%	\$ 178,000		\$ -	\$0
443	Vet. Medicine dog holding facility		Vet Med	Veterinary Medicine	1,600	\$237.00		\$379,200	76%	\$ 92,000		\$ -	\$0
370	Veterinary Medicine		Vet Med	Veterinary Medicine	325,956	\$237.00		\$77,251,572	80%	\$ 38,693,000		\$ -	\$0
436	Veterinary Medicine Swine care		Vet Med	Veterinary Medicine	4,800	\$237.00		\$1,137,600	83%	\$ 274,000		\$ -	\$0
371	Veterinary Medicing Equine Research lab		Vet Med	Veterinary Medicine	4,149	\$237.00		\$983,313	78%	\$ 303,000		\$ -	\$0
366	Williams (Remaining Renovation)		Science???	Registrar, ??	36,560	\$237.00		\$8,664,720				\$ -	\$0
SITE PROJECTS ALREADY INCLUDED IN BUILDING COST													
-	Art and Design Buildings site	Site	Academic	Students, Faculty and Staff	33,400	\$15.00		\$501,000			2017	\$ 501,000	
-	Choppin Hall site	Site	Academic	Students, Faculty and Staff	64,800	\$12.00		\$777,600			2017	\$ 777,600	
-	Foster Hall and Thomas Boyd Hall site improvments	Site	Academic	Students, Faculty and Staff	95,000	\$12.00		\$1,140,000			2017	\$ 1,140,000	
-	Francioni Site	Site	Academic	Students, Faculty and Staff	32,200	\$12.00		\$386,400			2017	\$ 386,400	
-	Huey P. long Site	Site	Academic	Students, Faculty and Staff	50,000	\$12.00		\$600,000			2017	\$ 600,000	
-	Johnston Hall Site	Site	Academic	Students, Faculty and Staff	26,100	\$12.00		\$313,200			2017	\$ 313,200	
-	Landscape between Audubon and Stubbs Hall	Site	Academic	Students, Faculty and Staff	19,100	\$12.00		\$229,200			2017	\$ 229,200	
-	Landscape north & south of Coates Hall	Site	Academic	Students, Faculty and Staff	134,800	\$15.00		\$2,022,000			2017	\$ 2,022,000	
-	Landscape north of Woodin Hall	Site	Academic	Students, Faculty and Staff	13,000	\$12.00		\$156,000			2017	\$ 156,000	
-	Landscape south of Allen Hall Renovation	Site	Academic	Students, Faculty and Staff	5,300	\$15.00		\$79,500			2017	\$ 79,500	
-	Landscape south of Prescott Hall	Site	Academic	Students, Faculty and Staff	13,200	\$12.00		\$158,400			2017	\$ 158,400	
-	New Academic Support Bldg (E of Business; Could locate Public	Site	Academic	Students, Faculty and Staff	38,200	\$15.00		\$573,000			2017	\$ 573,000	
-	New Building (north of Ingram)	Site	Academic	Students, Faculty and Staff	35,600	\$18.00		\$640,800			2017	\$ 640,800	
-	New Building for Classroom/General Academic (north of PFT)	Site	Academic	Students, Faculty and Staff	106,700	\$15.00		\$1,600,500			2017	\$ 1,600,500	
-	New Research/Academic Building (2 bldgs east of ECE)	Site	Academic	Students, Faculty and Staff	119,000	\$15.00		\$1,785,000			2017	\$ 1,785,000	
-	New Research/Academic Building (Public Safety bldg site)	Site	Academic	Students, Faculty and Staff	138,100	\$15.00		\$2,071,500			2017	\$ 2,071,500	
-	New Science Building site	Site	Academic	Students, Faculty and Staff	89,800	\$15.00		\$1,347,000			2017	\$ 1,347,000	
-	Pleasant Hall site - East Wing	Site	Academic	Students, Faculty and Staff	59,700	\$12.00		\$716,400			2017	\$ 716,400	
-	Pleasant Hall site - West Wing	Site	Academic	Students, Faculty and Staff	67,900	\$12.00		\$814,800			2017	\$ 814,800	
-	Studio Arts Site	Site	Academic	Students, Faculty and Staff	25,200	\$12.00		\$302,400			2017	\$ 302,400	
-	Transdisciplinary Research Building & adjacent Quad	Site	Academic	Students, Faculty and Staff	150,000	\$18.00		\$2,700,000			2017	\$ 2,700,000	

LSU Master Plan Strategic Capital Planning Matrix - 7/26/2017

Bldg #	Project Name	FUNDING SOURCE								Gross Linear Feet
		Self-Generated (Revenue Bonds)	Capital Outlay (GOB)	Deferred Maintenance	LSU Foundation/REFF	Tiger Athletic Foundation	Public / Private Partnership	Other/ 3rd Party	Total Funding	
FUNDED ACADEMIC PROJECTS - CURRENT GROUP										
373	Patrick F. Taylor Hall: Renovation & Expansion	\$0	\$57,000,000		\$57,000,000	\$0	\$0	\$0	\$116,000,000	
370	SVM: Laboratory Renovation (DLAM & Clin Path)	\$2,500,000			\$0	\$0	\$0	\$0	\$2,500,000	
69	Law Center: Library Ceiling & Lighting Upgrade	\$0		\$1,238,990	\$0	\$0	\$0	\$0	\$1,238,990	
1113N	Veterans Services (William Brookshire Military & Vet Stud Svcs)	\$0			\$1,200,000	\$0	\$0	\$0	\$1,200,000	
-	Sewer Line Replacement (DM)	\$0		\$1,300,000	\$0	\$0	\$0	\$0	\$1,300,000	
370	SVM: Classroom Expansion & Renovation	\$0			\$0	\$0	\$0	\$0	\$3,000,000	
435	Music Bldg. Recital Hall Renovation	\$0			\$2,500,000	\$0	\$0	\$0	\$2,500,000	
		\$2,500,000	\$57,000,000	\$2,538,990	\$60,700,000	\$0	\$0	\$0	\$127,738,990	
SOUTH ACADEMIC DISTRICT - INITIAL GROUP										
59.1	Chemical Engineering Renovations									
206	Audubon Sugar Factory Renovation	\$0			\$0	\$0	\$0	\$0	\$0	
-	New Facilities Support Buildings	\$0			\$0	\$0	\$0	\$0	\$0	
-	New ECE Support Bldgs									
384	Administrative Support Demolition (old Copy Mail)									
185	Military Science Demolition	\$0			\$0	\$0	\$0	\$0	\$0	
77	Facility Services Demo - 77, 279, 375, 376, 382, 400, 401, 447, 729									
408	ECE Support Bldgs Demolition - 408, 409, 410									
-	New Academic Building A	\$0			\$0	\$0	\$0	\$0	\$0	
90	Wetlands Demolition	\$0			\$0	\$0	\$0	\$0	\$0	
253	ELAB Demolition									1
91	Sea Grant Building Demolition	\$0			\$0	\$0	\$0	\$0	\$0	
275	ERAD Demolition									1
212	Electrical Engineering Demolition	\$0			\$0	\$0	\$0	\$0	\$0	
-	New Quad (piece facing N of ECE), Pkng Grg Site & Walkway									
-	New South Quad Transit Spine									1,000
152	Ingram Renovation	\$0			\$0	\$0	\$0	\$0	\$0	
121	Ag Metals Demolition - 121, 364, 422									
122	E.B.Doran Demolition									1
-	New Academic Bldg C									
		\$0	\$0	\$0	\$0	\$0	\$0	\$0	\$0	
LIBRARIES GROUP										
187	Middleton Renovation	\$0			\$8,650,000	\$0	\$0	\$0	\$8,650,000	
201	Manship Research Business Demolition	\$0			\$0	\$0	\$0	\$0	\$0	
-	New Library / Learning Commons	\$0			\$0	\$0	\$0	\$0	\$0	
-	Pedestrian Spine (from Highland South Gates to W of PFT)									2,100
-	Library / Learning Commons Plaza + New South Quad									
187	Middleton Demolition	\$0			\$0	\$0	\$0	\$0	\$0	
-	Renovate Historic Quad at Middleton removal & adjacent									
32	Vet Sci Annex Bldg Demolition (including other 2 VS bldgs)									
12	Hill Memorial Renovation/Addition	\$0			\$0	\$0	\$0	\$0	\$0	
		\$0	\$0	\$0	\$8,650,000	\$0	\$0	\$0	\$8,650,000	

LSU Master Plan Strategic Capital Planning Matrix - 7/26/2017

Bldg #	Project Name	FUNDING SOURCE								Gross Linear Feet
		Self-Generated (Revenue Bonds)	Capital Outlay (GOB)	Deferred Maintenance	LSU Foundation/REFF	Tiger Athletic Foundation	Public / Private Partnership	Other/ 3rd Party	Total Funding	
HISTORIC CORE GROUP										
10	Memorial Tower Renovation	\$0	\$4,000,000		\$5,300,000	\$0	\$0	\$0	\$9,300,000	
20	Studio Arts - 20, 21, 22, 23, 24, 25, 133, 367	\$0	\$13,000,000		\$0	\$0	\$0	\$0	\$13,000,000	
-	Continuing Ed. Relocation	\$0			\$0	\$0	\$0	\$0	\$0	
-	NCBRT Relocation	\$0			\$0	\$0	\$0	\$0	\$0	
40	Pleasant Hall - West Wing	\$0			\$0	\$0	\$0	\$0	\$0	
-	University Press Relocation	\$0			\$0	\$0	\$0	\$0	\$0	
118	Johnston Hall Renovation / Addition	\$0			\$0	\$0	\$0	\$0	\$0	
16	Audubon Hall Renovation	\$0			\$0	\$0	\$0	\$0	\$0	
14	Stubbs Hall Renovation	\$0			\$0	\$0	\$0	\$0	\$0	
13	Prescott Renovation	\$0			\$0	\$0	\$0	\$0	\$0	
44	Allen Hall Renovation	\$0			\$0	\$0	\$0	\$0	\$0	
48	Woodin Hall Renovation	\$0			\$0	\$0	\$0	\$0	\$0	
26	Coates Hall Renovation and Addition	\$0			\$0	\$0	\$0	\$0	\$0	
266	Lockett Demolition	\$0			\$0	\$0	\$0	\$0	\$0	
-	West Quad (near Lockett & across Fieldhouse Dr)									
-	McVoy Renovation (Swing Space)									
59	Jesse Coates Renovations (Swing Space)	\$0			\$0	\$0	\$0	\$0	\$0	
36	Huey P. Long Renovation	\$0	\$30,383,163		\$0	\$0	\$0	\$0	\$30,383,163	
34	Peabody Renovation (Partial)									1
29	Gym Armory Renovation (Partial; *Also in "Other")									
27	David Boyd Renovations	\$0			\$0	\$0	\$0	\$0	\$0	
76	Himes Hall Renovations									
28	Nuclear Science Bldg									
418	Design Bldg	\$0			\$0	\$0	\$0	\$0	\$0	
18	Art Bldg									
17	Atkinson Hall	\$0			\$0	\$0	\$0	\$0	\$0	
-	Arts Quad (south of Atkinson)									
50	Francioni Renovation	\$0	\$7,000,000		\$0	\$0	\$0	\$0	\$7,000,000	
98	Food Science	\$0	\$5,000,000		\$0	\$0	\$0	\$0	\$5,000,000	
173	Dalrymple	\$0	\$5,000,000		\$0	\$0	\$0	\$0	\$5,000,000	
70	Howe Russell West Renovation	\$0			\$0	\$0	\$0	\$0	\$0	
2	Foster Hall	\$0			\$0	\$0	\$0	\$0	\$0	
-	Plaza between Nicholson Hall & Howe Russell									
1A	University Administration Building Renovation	\$0			\$0	\$0	\$0	\$0	\$0	
40.1	Pleasant Hall - East Wing	\$0			\$0	\$0	\$0	\$0	\$0	
-	Remote Campus Storage	\$0			\$0	\$0	\$0	\$0	\$5,000,000	
11	T. Boyd Renovation	\$0			\$0	\$0	\$0	\$0	\$0	
1	Power House									0
435	Music Building	\$0			\$0	\$0	\$0	\$0	\$0	

LSU Master Plan Strategic Capital Planning Matrix - 7/26/2017

Bldg #	Project Name	FUNDING SOURCE								Gross Linear Feet
		Self-Generated (Revenue Bonds)	Capital Outlay (GOB)	Deferred Maintenance	LSU Foundation/REFF	Tiger Athletic Foundation	Public / Private Partnership	Other/ 3rd Party	Total Funding	
FUTURE NEW BLDGS FOR GROWTH GROUP										
-	New Academic Building B	\$0			\$0	\$0	\$0	\$0	\$0	
-	New Academic Bldg. D									
-	New Academic Bldg. E									
		\$0	\$0	\$0	\$0	\$0	\$0	\$0	\$0	
AUXILIARY/TAF/OTHER GROUP:										
-	Small Auxiliary Projects Projection (Smaller than \$1 million)									
	Natorium: Locker & Team Room Renovations 2020	\$0			\$0	\$0	\$0	\$0	\$0	
	Natorium: Roof Replacement, Natorium Building	\$0			\$0	\$0	\$0	\$0	\$1,610,433	
	Tiger Park: Indoor Practice Facility	\$0			\$0	\$0	\$0	\$0	\$4,400,000	
	Carl Maddox Fieldhouse: Facility Upgrades, Carl Maddox Field	\$0			\$0	\$0	\$0	\$0	\$3,500,000	
	Beach Volleyball: Renovation of Dub Robinson Tennis Stadium for	\$0			\$0	\$0	\$0	\$0	\$2,000,000	
	PMAC: Mechanical Systems Upgrades	\$0			\$0	\$0	\$0	\$0	\$1,250,000	
	Tiger Stadium: Football Field Renovations	\$0			\$0	\$0	\$0	\$0	\$2,000,000	
	Athletic Facilities Deferred Maintenance and Renewal	\$0			\$0	\$0	\$0	\$0	\$7,660,000	
	Athletic Facilities Deferred Maintenance and Renewal	\$0			\$0	\$0	\$0	\$0	\$7,660,000	
	Athletic Facilities Deferred Maintenance and Renewal	\$0			\$0	\$0	\$0	\$0	\$7,660,000	
	PMAC: Addition/Enhancement	\$0			\$0	\$0	\$0	\$0	\$28,000,000	
	Athletic Facilities Deferred Maintenance and Renewal	\$0			\$0	\$0	\$0	\$0	\$7,660,000	
	Bernie Moore Track: Track Replacement	\$0			\$0	\$1,400,000	\$0	\$0	\$1,400,000	
	Tiger Stadium: Toilet Enhancement Phase I	\$0			\$0	\$4,100,000	\$0	\$0	\$4,100,000	
	Tiger Stadium: East Stadium Waterproofing	\$0			\$0	\$3,900,000	\$0	\$0	\$3,900,000	
	Tiger Habitat: Maintenance Renovations	\$0			\$0	\$1,128,000	\$0	\$0	\$1,128,000	
	Alex Box: Weight Training	\$0			\$0		\$0	\$0	\$0	
	Tiger Stadium: Toilet Renovations Phase 2	\$0			\$0		\$0	\$0	\$0	
	Tiger Stadium: South Plaza Bowl Recognition									
	Tiger Stadium: DTS									
	Football Operations Renovations - Phase 2									
	PMAC LED Video Upgrades									
	Tiger Stadium: South Stadium Dorm Demolition									
	Gameday Parking Improvements									
79	Faculty Club	\$0			\$0	\$0	\$0	\$0	\$6,219,828	
	New Dining Hall									
	LSU Lakes	\$0	\$40,000,000		\$0	\$0	\$0	\$0	\$40,000,000	
	Kappa Sigma House	\$0			\$0	\$0	\$0	\$7,000,000	\$7,000,000	
	Student Health Center: Fire Restoration Phase II	\$0			\$0	\$0	\$0	\$0	\$1,300,000	
	Student Health Center: Renovation & Addition	\$23,890,000			\$0	\$0	\$0	\$0	\$27,890,000	
	Companion Animal Facility - Pet Shelter	\$0			\$0	\$0	\$0	\$12,000,000	\$12,000,000	
	Credit Union Relocation	\$0			\$0	\$0	\$0		\$0	
	New Parking Garage (1500 spaces)	\$0			\$0	\$0	\$0	\$0	\$0	
	Nicholson Gateway Development - P3 Project	\$0			\$0	\$0	\$190,179,628	\$0	\$190,179,628	
	New Residence Hall: Phase II Spruce - P3 Project	\$0			\$0	\$0	\$35,860,000	\$0	\$35,860,000	
	Greenhouse District Residential Project (P3) - Phase 1	\$0			\$0	\$0	\$77,000,000	\$0	\$77,000,000	
	Greenhouse District Residential Project (P3) - Phase 2	\$0			\$0	\$0	\$183,000,000	\$0	\$183,000,000	
33	Greenhouse Relocation - 33, 78, 82, 177, 195, 255, 707									
	Family Housing Complex	\$0	\$51,000,000		\$0	\$0	\$0	\$0	\$51,000,000	
	Louise Garig Hall: Renovation	\$0			\$0	\$0	\$0	\$0	\$0	
	Old President's House Renovation									
	Grace King Hall Renovation									
	Pentagon Renovation									
	Research and Technology Growth (next building)									
		\$23,890,000	\$91,000,000	\$0	\$0	\$10,528,000	\$486,039,628	\$19,000,000	\$715,377,889	

FUNDED ACADEMIC PROJECTS - CURRENT GROUP

Patrick Taylor Hall

SVM: Laboratory
(DLAM & Clin Path)

Law Center: Library
Ceiling & Lighting
Upgrade

Veterans Services
(William Brookshire
Military & Veterans
Studies)

Sewer Line
Replacement (DM)

SVM: Classroom
Expansion &
Renovation

Music Bldg Recital
Hall


KEY

RENOVATION
NEW CONSTRUCTION
DEMOLITION
RELOCATION
SITE
UTILITIES
ROADWORD

LSU Master Plan Strategic Capital Planning Matrix - 7/26/2017

Bldg #	Project Name	Type	College/Aux	Tenants	Gross Sq Ft	Est Cost Per SF	Reslt Cost Per SF	Total Cost (FY17)	Net Asset Value	Deferred Maintenance Need	Planned Year to Complete
										Assumed Annual Inflation:	
FUNDED ACADEMIC PROJECTS - CURRENT GROUP										Current Year:	
373	Patrick F. Taylor Hall: Renovation & Expansion	Renov/Add	Engineering	Dean, Engineering Depts	460,000		\$252.17	\$116,000,000		\$ 30,000,000	2017
370	SVM: Laboratory Renovation (DLAM & Clin Path)	Renovation	Vet Med	Vet Medicine		\$0.00		\$2,500,000		\$ 500,000	2018
69	Law Center: Library Ceiling & Lighting Upgrade	Renovation	Law Center	Law		\$0.00		\$1,238,990		\$ 1,238,990	2018
1113N	Veterans Services (William Brookshire Military & Vet Stud Svcs)	Renov/Add	Administration	Veteran Services	4,036	\$0.00		\$1,200,000			2018
-	Sewer Line Replacement (DM)	Utilities	Administration	Deferred Maint.		\$0.00		\$1,300,000		\$ 1,300,000	2018
370	SVM: Classroom Expansion & Renovation	Renovation	Vet Med	Vet Medicine		\$0.00		\$3,000,000			2019
435	Music Bldg. Recital Hall Renovation	Renovation	Music & Dram Arts	Music		\$0.00		\$2,500,000		\$ 600,000	2019
								FUNDED ACADEMIC PROJECTS - CURRENT GROUP:		\$127,738,990	\$33,638,990

SOUTH ACADEMIC DISTRICT - INITIAL GROUP

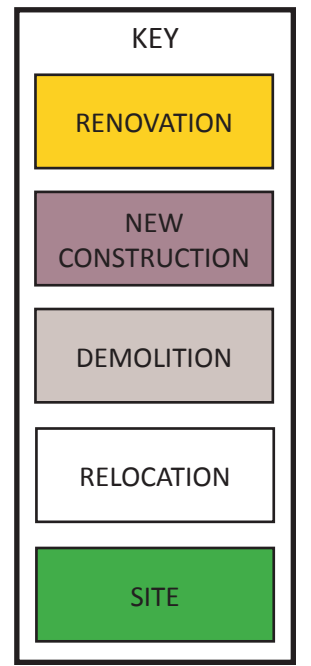
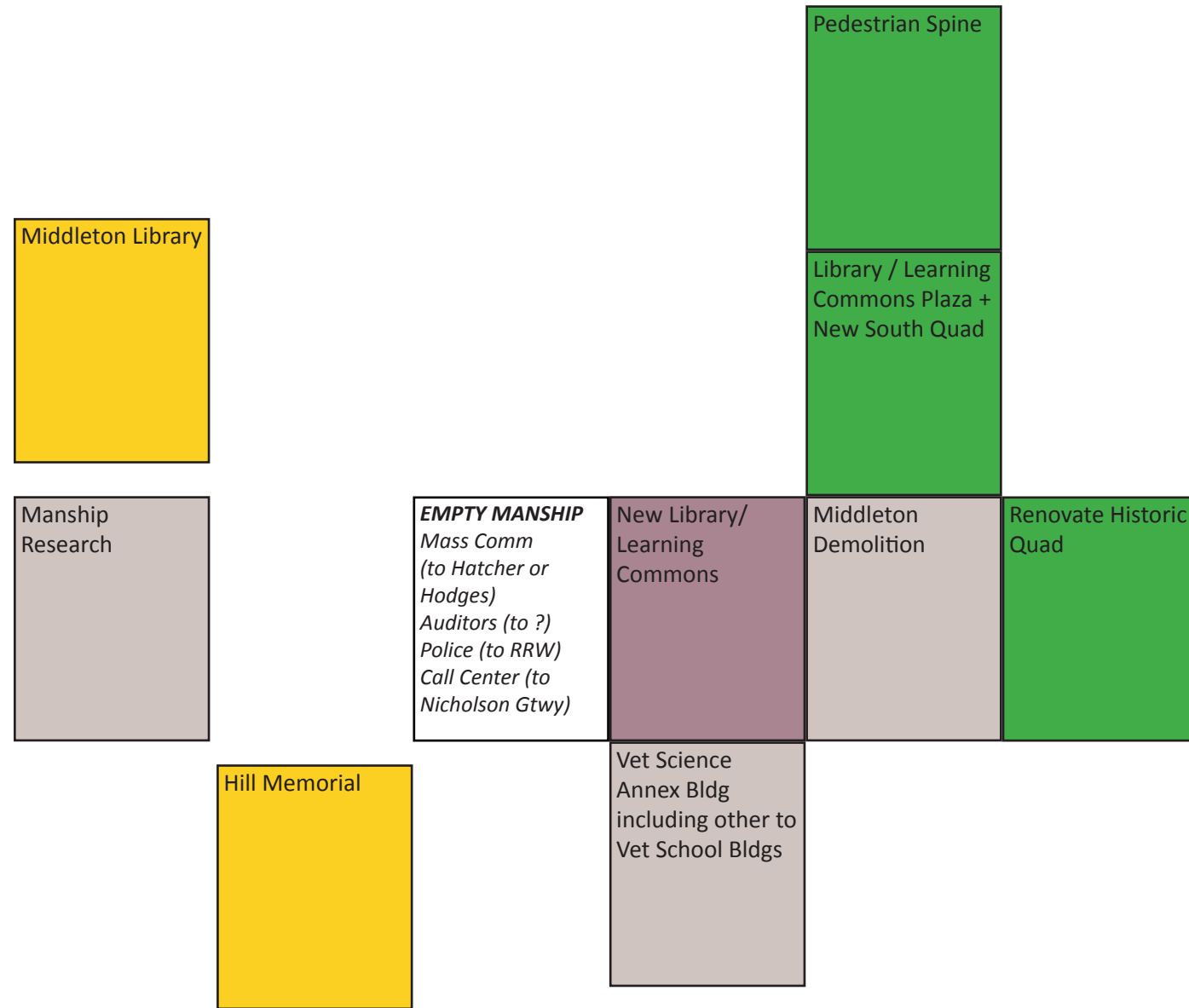


KEY
RENOVATION
NEW CONSTRUCTION
DEMOLITION
RELOCATION
SITE

LSU Master Plan Strategic Capital Planning Matrix - 7/26/2017

Bldg #	Project Name	Type	College/Aux	Tenants	Gross Sq Ft	Est Cost Per SF	Reslt Cost Per SF	Total Cost (FY17)	Net Asset Value	Deferred Maintenance Need	Planned Year to Complete
SOUTH ACADEMIC DISTRICT - INITIAL GROUP											
59.1	Chemical Engineering Renovations	Renovation	Swing Space	Swing Sp, Academic Growth, Mil Sci	26,487	\$237.00		\$6,277,419	75%	\$ 2,706,000	2017
206	Audubon Sugar Factory Renovation	Renovation	Administration	Facility and Property Oversight, PDC	16,000	\$237.00		\$3,792,000			2017
-	New Facilities Support Buildings	New	Administration	Facility Services &EHS	103,000	\$120.00		\$12,360,000	-	-	2017
-	New ECE Support Bldgs	New	Coast & Environ	Coast & Environment	103,557	\$100.00		\$10,355,700	-	-	2017
384	Administrative Support Demolition (old Copy Mail)	Demolition	Demolition	-	18,431	\$20.00		\$368,620	87%	\$ 679,000	2017
185	Military Science Demolition	Demolition	Demolition	-	26,876	\$20.00		\$537,520	-40%	\$ 17,343,000	2017
77	Facility Services Demo - 77, 279, 375, 376, 382, 400, 401, 447, 729	Demolition	Demolition	-	103,557	\$20.00		\$2,071,140	61%	\$ 8,414,000	2017
408	ECE Support Bldgs Demolition - 408, 409, 410	Demolition	Demolition	-	26,876	\$20.00		\$537,520	64%	\$ 1,440,000	2017
-	New Academic Building A	New	Academic	Sea Grnt, Cstl Stud, ELAB, ERAD, EE Lbs, M	282,918	\$360.00		\$101,850,480	-	-	2017
90	Wetlands Demolition	Demolition	Demolition	-	18,976	\$20.00		\$379,520	43%	\$ 3,288,000	2017
253	ELAB Demolition	Demolition	Demolition	-	44,000	\$20.00		\$880,000	97%	\$ 528,000	2017
91	Sea Grant Building Demolition	Demolition	Demolition	-	19,780	\$20.00		\$395,600	41%	\$ 3,558,000	2017
275	ERAD Demolition	Demolition	Demolition	-	54,810	\$20.00		\$1,096,200	80%	\$ 4,832,000	2017
212	Electrical Engineering Demolition	Demolition	Demolition	-	45,600	\$20.00		\$912,000	61%	\$ 5,405,000	2017
-	New Quad (piece facing N of ECE), Pkng Grg Site & Walkway	Site	Academic	Students, Faculty & Staff	114,800	\$18.00		\$2,066,400		\$2,066,400	2017
-	New South Quad Transit Spine	Site	Academic	Students, Faculty & Staff		\$600.00		\$600,000	-	\$ 600,000	2017
152	Ingram Renovation	Renovation	Ag/Eng	Bio & Agr Engineering	18,375	\$237.00		\$4,354,875	39%	\$ 3,636,000	2017
121	Ag Metals Demolition - 121, 364, 422	Demolition	Demolition	-	41,183	\$20.00		\$823,660	77%	\$ 2,980,000	2017
122	E.B.Doran Demolition	Demolition	Demolition	-	11,719	\$20.00		\$234,380	70%	\$ 1,146,000	2017
-	New Academic Bldg C	New	Academic	Registrar, BAE Labs, Other Academic Grw	113,900	\$360.00		\$41,004,000			2017
SOUTH ACADEMIC DISTRICT - INITIAL GROUP:								\$190,897,034	58%	\$58,621,400	

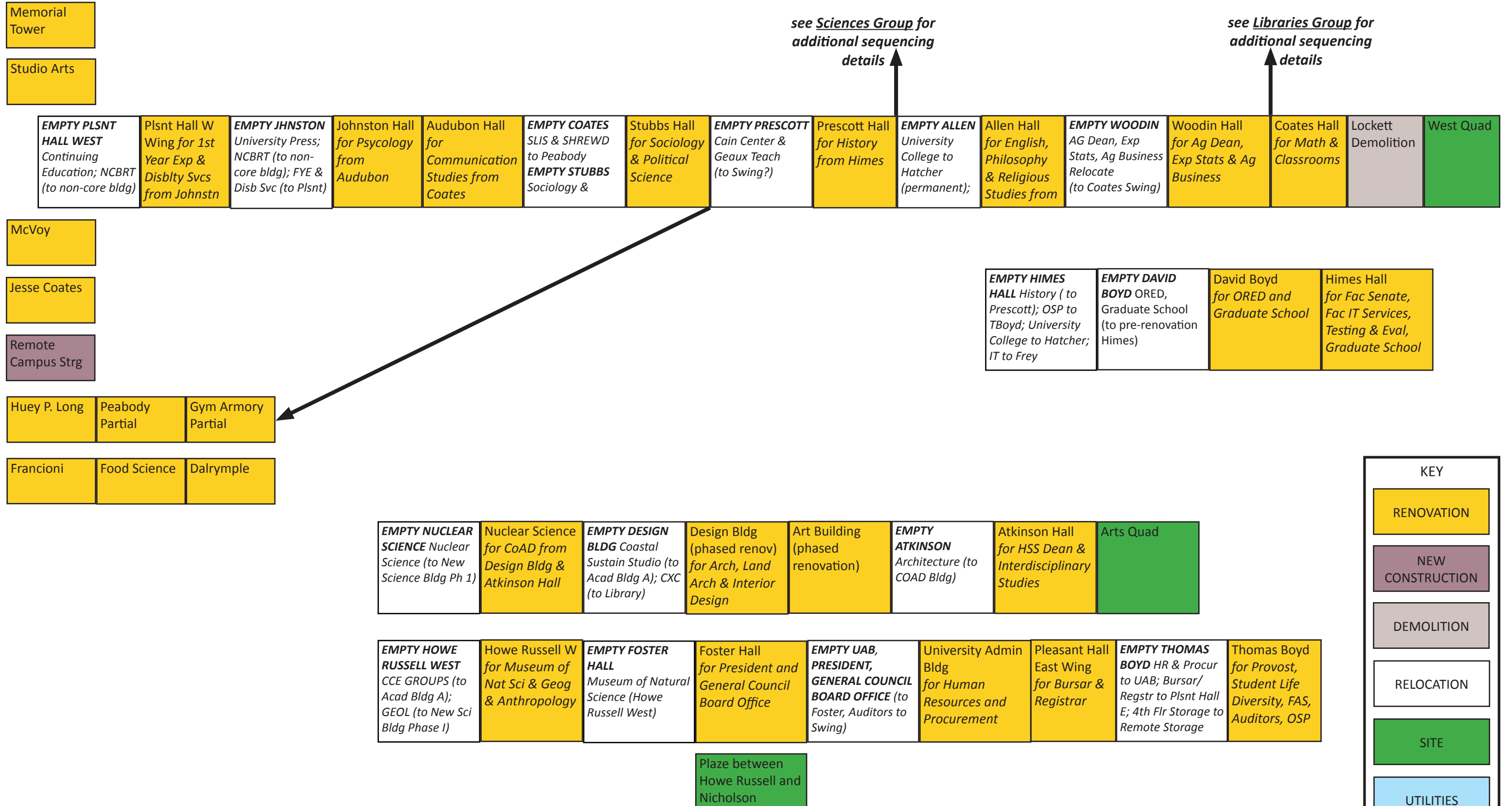
LIBRARIES GROUP



LSU Master Plan Strategic Capital Planning Matrix - 7/26/2017

Bldg #	Project Name	Type	College/Aux	Tenants	Gross Sq Ft	Est Cost Per SF	Reslt Cost Per SF	Total Cost (FY17)	Net Asset Value	Deferred Maintenance Need	Planned Year to Complete	
LIBRARIES GROUP												
187	Middleton Renovation	Renovation	Libraries	Libraries and Library Partners	64000		\$135.16	\$8,650,000	-	-	2017	
201	Manship Research Business Demolition	Demolition	Demolition	-	15,936	\$20.00		\$318,720	34%	\$ 3,224,000	2017	
-	New Library / Learning Commons	New	Libraries	Libraries & Lib Part, Registrar	375,000	\$375.00		\$140,625,000	-	-	2017	
-	Pedestrian Spine (from Highland South Gates to W of PFT)	Site	Academic	Students, Faculty and Staff	660,400	\$15.00		\$9,906,000		\$9,906,000	2017	
-	Library / Learning Commons Plaza + New South Quad	Site	Academic	Students, Faculty and Staff	477,400	\$18.00		\$8,593,200		\$8,593,200	2017	
187	Middleton Demolition	Demolition	Demolition	-	324,870	\$20.00		\$6,497,400	69%	\$ 30,829,000	2017	
-	Renovate Historic Quad at Middleton removal & adjacent	Site	Academic	Students, Faculty and Staff	237,100	\$12.00		\$2,845,200		\$2,845,200	2017	
32	Vet Sci Annex Bldg Demolition (including other 2 VS bldgs)	Demolition	Demolition	-	17,721	\$20.00		\$354,420	62%	\$ 2,468,000	2017	
12	Hill Memorial Renovation/Addition	Renov/Add	Hum & Soc Sci/Lib	Libraries, HSS?	80,000	\$290.00		\$23,200,000	53%	\$ 12,251,000	2017	
								LIBRARIES GROUP:	\$200,989,940	54%	\$70,116,400	

HISTORIC CORE GROUP (1 of 2)



KEY

- RENOVATION
- NEW CONSTRUCTION
- DEMOLITION
- RELOCATION
- SITE
- UTILITIES
- ROADWORD

HISTORIC CORE GROUP (2 of 2)

Power House

Music Bldg

Main Campus
Sewer Line

Plaza & Ind Mnd
@ Hill Memorial
West Site

Historic Quad @
Middleton Demo
& Adjacent

Main Quad S of
Middleton

Streetscape -
Highland Rd

Bus Turn &
Landscape @ Union
& Mem Grove

Dodson Hall

Enchanted
Forest

Memorial Tower
Plaza & adjacent
Tower Drive

S Campus Dr to
accomodate E-W
Transit - Stretch 2

Fldhs Dr btw N &
S Stadium Drives

S Campus Dr &
Transit Spine
Inte - Str 1

Fldhs Dr btw N
Stad & Cyp Dr

S Campus Dr -
Stretch 1

KEY

RENOVATION
NEW CONSTRUCTION
DEMOLITION
RELOCATION
SITE
UTILITIES
ROADWORD

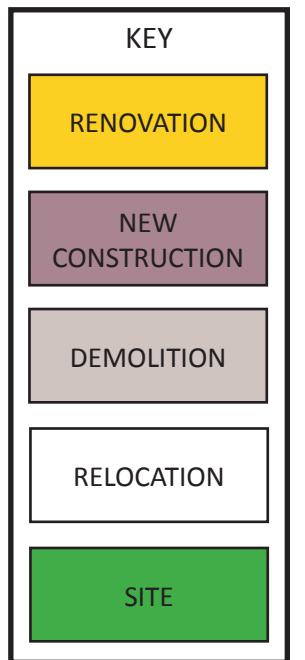
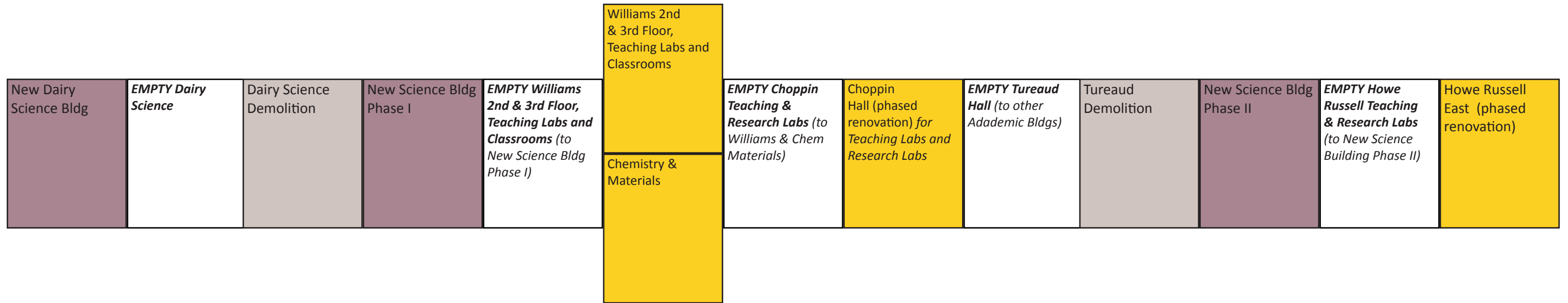
LSU Master Plan Strategic Capital Planning Matrix - 7/26/2017

Bldg #	Project Name	Type	College/Aux	Tenants	Gross Sq Ft	Est Cost Per SF	Reslt Cost Per SF	Total Cost (FY17)	Net Asset Value	Deferred Maintenance Need	Planned Year to Complete
HISTORIC CORE GROUP											
10	Memorial Tower Renovation	Renovation	Administration	Ole War Skule Museum Cadets	5,917		\$1,571.74	\$9,300,000	-266%	\$ 6,600,000	2017
20	Studio Arts - 20, 21, 22, 23, 24, 25, 133, 367	Renovation	Art & Design	Art, Painting, Sculpture, Ceramics	63,344		\$205.23	\$13,000,000	63%	\$ 5,599,000	2017
-	Continuing Ed. Relocation	Relocation	Relocations	Continuing Education	24,500	\$237.00		\$5,806,500	-	-	2017
-	NCBRT Relocation	Relocation	Relocations	NCBRT	15,987	\$237.00		\$3,788,919	-	-	2017
40	Pleasant Hall - West Wing	Renovation	Administration	Enrollment Mgmt.	94,469	\$237.00		\$22,389,153	55%	\$ 11,000,000	2017
-	University Press Relocation	Relocation	Relocations	University Press	5,991	\$237.00		\$1,419,867	-		2017
118	Johnston Hall Renovation / Addition	Renov/Add	Hum & Soc Sci	Psychology, Registrar, others?	74,490	\$290.00		\$21,602,100	77%	\$ 5,273,000	2017
16	Audubon Hall Renovation	Renovation	Hum & Soc Sci	Communication Studies	36,679	\$237.00		\$8,692,923	56%	\$ 4,950,000	2017
14	Stubbs Hall Renovation	Renovation	Hum & Soc Sci	Sociology, Political Science	35,986	\$237.00		\$8,528,682	65%	\$ 3,840,000	2017
13	Prescott Renovation	Renovation	Hum & Soc Sci	History	23,760	\$237.00		\$5,631,120	47%	\$ 3,808,000	2017
44	Allen Hall Renovation	Renovation	Hum & Soc Sci	Eng, Phil & Religious Studies	80,059	\$237.00		\$18,973,983	67%	\$ 8,011,000	2017
48	Woodin Hall Renovation	Renovation	Agriculture	Dean, Experimental Stats, Ag Bus	47,818	\$237.00		\$11,332,866	80%	\$ 3,043,000	2017
26	Coates Hall Renovation and Addition	Renov/Add	Sci/Hum & Soc Sci	Math, Registrar	242,625	\$250.00		\$60,656,250	74%	\$ 16,674,000	2017
266	Lockett Demolition	Demolition	Demolition	-	73,991	\$20.00		\$1,479,820	53%	\$ 10,637,000	2017
-	West Quad (near Lockett & across Fieldhouse Dr)	Site	Academic	Students, Faculty and Staff	265,000	\$15.00		\$3,975,000		\$3,975,000	2017
-	McVoy Renovation (Swing Space)	Renovation	Swing Space	Swing Space	40,000	\$150.00		\$6,000,000			2017
59	Jesse Coates Renovations (Swing Space)	Renovation	Academic	Swing Space& Academic Growth	21,972	\$237.00		\$5,207,364	68%	\$ 2,892,000	2017
36	Huey P. Long Renovation	Renovation	Hum Scie & Ed	Dean, Social Work, Kinesiology	128,199	\$237.00		\$30,383,163	-9%	\$ 19,700,000	2017
34	Peabody Renovation (Partial)	Renovation	Hum Sci & Ed	Education, SLIS, SHREWD	14,298	\$237.00		\$3,388,626	70%	\$ 4,757,000	2017
29	Gym Armory Renovation (Partial; *Also in "Other")	Renovation	Hum Sci & Ed	Kinesiology	11,915	\$237.00		\$2,823,855	91%		2017
27	David Boyd Renovations	Renovation	Administration	ORED, Grad School, Faculty Svcs	15,680	\$237.00		\$3,716,160	41%	\$ 2,813,000	2017
76	Himes Hall Renovations	Renovation	Administration	Grad School, ORED, IT Faculty Supp	68,568	\$237.00		\$16,250,616	44%	\$ 9,087,000	2017
28	Nuclear Science Bldg	Renovation	Art & Design	Dean, Intr Des, Arch, Land Arch	16,375	\$237.00		\$3,880,875	56%	\$ 3,162,000	2017
418	Design Bldg	Renovation	Art & Design	Dean, Intr Des, Arch, Land Arch	100,675	\$237.00		\$23,859,975	82%	\$ 5,526,000	2017
18	Art Bldg	Renovation	Art & Design	Dean, Intr Des, Arch, Land Arch	30,720	\$237.00		\$7,280,640	56%	\$ 4,139,000	2017
17	Atkinson Hall	Renovation	Hum&Soc Sci, Art&Des	Dean, Interdiscip Studies, Arch?	43,080	\$237.00		\$10,209,960	75%	\$ 3,310,000	2017
-	Arts Quad (south of Atkinson)	Site	Academic	Students, Faculty and Staff	47,600	\$15.00		\$714,000		\$714,000	2017
50	Francioni Renovation	Renovation	Agriculture	Animal Sciences	28,467		\$245.90	\$7,000,000	30%	\$ 4,341,000	2017
98	Food Science	Renovation	Agriculture	Animal Sciences & Food Science	18,507		\$270.17	\$5,000,000	62%	\$ 2,922,000	2017
173	Dalrymple	Renovation	Agriculture	Animal Sciences	17,633		\$283.56	\$5,000,000	40%	\$ 3,302,000	2017
70	Howe Russell West Renovation	Renovation	Sci/Hum & Soc Sci	Musm of Nat Sci, Geolg & Anthrpg	98,503	\$237.00		\$23,345,211	69%	\$ 12,069,000	2017
2	Foster Hall	Renovation	Administration	Administration units	57,532	\$237.00		\$13,635,084	64%	\$ 8,224,000	2017
-	Plaza between Nicholson Hall & Howe Russell	Site	Academic	Students, Faculty and Staff	53,000	\$35.00		\$1,855,000	-	\$1,855,000	2017
1A	University Administration Building Renovation	Renovation	Administration	Human Resources, Procurement	31,000	\$237.00		\$7,347,000	-	-	2017
40.1	Pleasant Hall - East Wing	Renovation	Administration	Bursar, Registrar	14,672	\$237.00		\$3,477,264	55%	\$ 1,928,000	2017
-	Remote Campus Storage	New	AUX??	Academic	50,000	\$100.00		\$5,000,000	-	-	2017
11	T. Boyd Renovation	Renovation	Administration	Fin & Admin Svcs, Risk Mgmt, Audtrs	69,068	\$237.00		\$16,369,116	48%	\$ 10,924,000	2017

LSU Master Plan Strategic Capital Planning Matrix - 7/26/2017

Bldg #	Project Name	Type	College/Aux	Tenants	Gross Sq Ft	Est Cost Per SF	Reslt Cost Per SF	Total Cost (FY17)	Net Asset Value	Deferred Maintenance Need	Planned Year to Complete
HISTORIC CORE GROUP CON'T											
1	Power House	Renovation	Administration	Facility Services	67,519	\$237.00		\$16,002,003	38%	\$ 7,818,000	2017
435	Music Building	Renovation	Music & Dram Arts	Music	44,452	\$237.00		\$10,535,124	38%	\$ 8,423,000	2017
-	Main Campus Sewer Line	Utilities	Administration	Capital Outlay	-	-		\$3,221,000			2017
-	Plaza and Indian Mounds area Hill Memorial West Site	Site	Academic	Students, Faculty and Staff	210,000	\$15.00		\$3,150,000		\$3,150,000	2017
-	Renovate Historic Quad at Middleton removal & adjacent	Site	Academic	Students, Faculty and Staff	237,100	\$12.00		\$2,845,200		\$2,845,200	2017
-	Main Quad (south of Middleton)	Site	Academic	Students, Faculty and Staff	161,400	\$15.00		\$2,421,000		\$2,421,000	2017
-	Streetscape - Highland Rd	Site	Academic	Students, Faculty and Staff	-	\$400.00		\$2,000,000		\$2,000,000	2017
-	Bus turnaound and landscape at Student Union & Memorial Grove	Site	Academic	Students, Faculty and Staff	162,100	\$12.00		\$1,945,200		\$1,945,200	2017
15	Dodson Hall Renovation	Renovation	Academic	Registrar	8,112	\$237.00		\$1,922,544	46%	\$ 1,332,000	2017
-	Enchanted Forest	Site	Academic	Students, Faculty and Staff	150,000	\$12.00		\$1,800,000		\$1,800,000	2017
-	Memorial Tower Plaza & adjacent Tower Dr	Site	Academic	Students, Faculty and Staff	80,300	\$12.00		\$963,600		\$963,600	2017
-	S Campus Dr to Accomodate E-W Transit Circ - Stretch 2	Roadwork	Academic	Students, Faculty and Staff	-	\$400.00		\$852,000		\$852,000	2017
-	Fieldhouse Drive (between N. Stadium & S. Stadium Drives)	Roadwork	Academic	Students, Faculty and Staff	-	\$500.00		\$810,000		\$810,000	2017
-	S Campus Dr to Accomodate E-W Transit Circ - Stretch 3	Roadwork	Academic	Students, Faculty and Staff		\$400.00		\$484,000		\$484,000	2017
-	Fieldhouse Drive (b/t North Stadium & Cypress Dr)	Roadwork	Academic	Students, Faculty and Staff	-	\$500.00		\$245,000		\$245,000	2017
-	S Campus Dr and Transit Spine Integration - Stretch 1	Roadwork	Academic	Students, Faculty and Staff	-	\$400.00		\$220,000		\$220,000	2017
HISTORIC CORE GROUP:								\$447,737,763	46%	\$220,384,000	

SCIENCES GROUP



LSU Master Plan Strategic Capital Planning Matrix - 7/26/2017

Bldg #	Project Name	Type	College/Aux	Tenants	Gross Sq Ft	Est Cost Per SF	Reslt Cost Per SF	Total Cost (FY17)	Net Asset Value	Deferred Maintenance Need	Planned Year to Complete
SCIENCES GROUP											
-	New Dairy Science Processing Building	New	Agriculture	Animal Sciences	12,000	\$300.00		\$3,600,000	-	-	2017
174	Dairy Science Demolition	Demolition	Demolition	-	23,158	\$20.00		\$463,160	48%	\$ 3,892,000	2017
-	New Science Building Phase 1	New	Science	Science departments	140,000	\$360.00		\$50,400,000	-	-	2017
366	Williams (Partial Renovation and Addition)	Renov/Add	Science	Chemistry	20,060		\$556.00	\$11,153,360	85%	\$ 2,753,000	2017
1111	Chemistry and Materials Bldg. - 5th Floor (partial)	Renovation	Science	Chemistry	10,500		\$873.71	\$9,174,000		-	2017
352	Choppin Renovation	Renovation	Science	Chemistry	169,333		\$285.01	\$48,262,000	85%	\$ 11,093,000	2017
448	Tureaud Hall Demolition	Demolition	Demolition	-	50,000	\$20.00		\$1,000,000	42%	\$ 8,900,000	2017
-	New Science Building Phase 2	New	Science	Science departments	120,000	\$360.00		\$43,200,000	-	-	2017
70.1	Howe Russell East Renovation	Renovation	Science	Geology	89,240	\$237.00		\$21,149,880	87%	\$ 4,451,000	2017
								SCIENCES GROUP:	\$188,402,400	69%	\$31,089,000

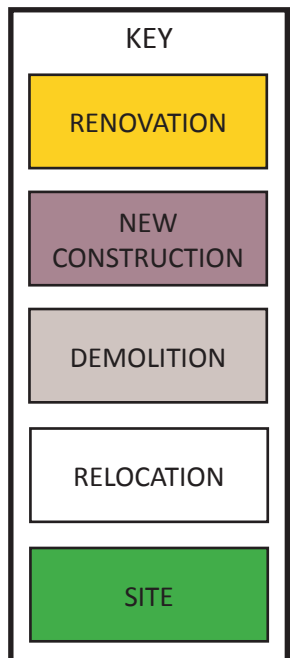
VET SCHOOL GROUP

NEW SVM Clinical
Facility

SVM: Diagnostic
Equip
Replacement

SVM: Biomedical
Research Facility

SVM: Therio
(Equine)
Reproduction
Unit



LSU Master Plan Strategic Capital Planning Matrix - 7/26/2017

Bldg #	Project Name	Type	College/Aux	Tenants	Gross Sq Ft	Est Cost Per SF	Reslt Cost Per SF	Total Cost (FY17)	Net Asset Value	Deferred Maintenance Need	Planned Year to Complete
VET SCHOOL GROUP:											
-	New SVM Clinical Facility	New	Vet Med	Vet Medicine	27,000	\$370.37	\$370.37	\$10,000,000	-	-	2017
-	SVM: Therio (Equine) Reproduction Unit	New	Vet Med	Vet Medicine		#DIV/0!	#DIV/0!	\$4,415,000			2017
-	SVM: Diagnostic Equipment Replacement	Equipment	Vet Med	Vet Medicine		-		\$2,760,000			2017
-	SVM: Biomedical Research Facility	New	Vet Med	Vet Medicine		#DIV/0!	#DIV/0!	\$1,500,000			2017
							VET SCHOOL GROUP:	\$18,675,000	N/A	\$0	

MISCELLANEOUS STAND ALONE PROJECTS GROUP

Sm Aux Projects
Prjction (< \$1 mil)

Law School
Renovations (partial)

Knapp Hall

Parking lots south of
Nicholson Ext

Efferson Hall

Parking lot west of
Nicholson Drive

South Loop Road

Traffic circle @ west
intersct of Nich Ext

Strtscape - Raphael
Semmes Rd + Ext

Public Safety
Relocation

Cotton Fiber Lab
Relocation

Road west of New
Parking Garage

Trfc circl at inter of
Gourier & S Loop Rd

Public Safety
Demolition

Audubon Sugar
Demolition

New Lab School
STEM Bldg

KEY
RENOVATION
NEW CONSTRUCTION
DEMOLITION
RELOCATION
SITE
UTILITIES
ROADWORD

FUTURE NEW BLDGS FOR GROWTH GROUP

New Academic
Building B

New Academic
Building D

New Academic
Building E

KEY

- RENOVATION
- NEW CONSTRUCTION
- DEMOLITION
- RELOCATION
- SITE
- UTILITIES
- ROADWORD

AUXILIARY / TAF / OTHER GROUP

Sm Aux Projects Prjction (< \$1 mil)	Tiger Stadium S Plaza Bowl Recog	New Residence Hall Phase II Spruce
Natorium Roof Replacement	Tiger Stadium DTS	Greenhouse District Resid Project PH 1
Natorium Locker & Team Rm Renov	Football Ops - Phase 2	Greenhouse District Resid Project PH 2
Tiger Park: Indoor Practice Facility	PMAC LED Video Upgrades	Family Housing Complex
Carl Maddox FH Facility Upgrades	Tiger Stadium South Stadium Dorm	Louise Garig Hall
Beach VB: Dub Robinson Tennis	Gameday Parking Improvements	Old President's House
PMAC: Mechanical Systems Upgrades	Faculty Club	Grace King Hall
Tiger Stadium Football Field	New Dining Hall	Pentagon
Athletics Deferred Maint & Renewal	LSU Lakes	Research & Tech Growth (next bldg)
PMAC: Addition/Enhancement	Kappa Sigma House	
Bernie Moore Track Replace/Wght Rm	Student Health Ctr Fire Restor PH 2	
Tiger Stadium Toilet Enhancement PH I	Student Health Renov/Addition	
Tiger Stadium East Stad Waterproofing	Companion Animal Facility Pet Shelter	
Tiger Habitat Maintenance Renov	Credit Union Relocation	
Alex Box Weight Training	Parking Garage (1500 spaces)	
Tiger Stadium Toilet Enhancement PH 2	Nicholson Gateway Develop - P3 Prjct	

KEY
RENOVATION
NEW CONSTRUCTION
DEMOLITION
RELOCATION
SITE

