


A close-up photograph of a woman with brown hair and black-rimmed glasses, wearing blue scrubs, kissing a ginger and white cat on the cheek. The cat is looking directly at the camera with its front paws resting on the woman's shoulder. The background is a blurred clinical setting.

LSU

School of
Veterinary Medicine

LSU VETERINARY TEACHING HOSPITAL

REFERRAL GUIDE



OUR LOCATION

We are located on the corner of River Road and Skip Bertman Drive on the LSU campus in Baton Rouge, Louisiana.

ARRIVAL, PARKING AND DEPARTURE: SMALL ANIMAL

During our regular business hours (8 a.m. – 5 p.m., Monday through Friday), we kindly request small animal clients to park in the designated lot adjacent to the Stephenson Pet Clinic.

Upon arrival, please proceed to the Stephenson Pet Clinic office and check in at our admissions desk. Small animal clients are encouraged to accompany their pets to the reception desk for check-in. For cat owners, we ask that your cat be in a secure pet carrier, and for dog owners, please have your dog leashed or in a carrier.

Before leaving, please return to our admissions desk to ensure all necessary paperwork is completed for your pet's visit.

ARRIVAL, PARKING AND DEPARTURE: LARGE ANIMAL

During our regular business hours (8 a.m. – 5 p.m., Monday through Friday), we kindly request large animal clients to drive through the automatic gate and utilize the designated large animal parking spaces.

Upon arrival, please proceed to the Large Animal Clinic office and check in with our front office admission personnel. One of our skilled clinical team members will assist you in unloading and safely relocating your animal to an available stall.

Before leaving, please return to our admissions desk to ensure all necessary paperwork is completed for your animal's visit.

TABLE OF CONTENTS

OVERVIEW

Letter From the Dean	02
Hours of Operation and Contact Information	04
Referral Process and Vetlink	05
Facilities	06
Financial Policies	07
Counseling Services	08
Small Animal Emergency and Critical Care	10
Dermatology	12
Integrative Medicine and Physical Rehabilitation	14

SERVICES

Ophthalmology	16
Neurology	18
Theriogenology	19
Anesthesia	20
Cardiology	22
Small Animal Internal Medicine	24
Oncology	26
Small Animal Surgery	28
Diagnostic Imaging	30
Clinical Pathology	31
Wildlife	32
Zoological Medicine	33



Dear Veterinary Medicine Partners,

We have created this Referral Guide to make access to our services at LSU Vet Med more convenient than ever for you. Please peruse it to familiarize yourself with the array of services that we offer. We provide veterinary services for all species, and our specialists frequently collaborate to coordinate the best possible care for patients entrusted to us.

We hope you'll make use of this Referral Guide often. We will update the guide at regular intervals to reflect changes as we grow.

Please accept my gratitude for partnering with us as we deliver our very best in advanced and compassionate veterinary care for animals in Louisiana and beyond.

Thank you for your dedication to the veterinary profession. We are here to serve alongside you.

Respectfully,

Oliver A Garden BVetMed PhD FHEA FCPP FRCVS DACVIM DECVIM-CA
Kenneth Burns Endowed Chair in Veterinary Medicine
Dean, School of Veterinary Medicine
Louisiana State University
Office: 225 578 9903
ogarden@lsu.edu



For questions, suggestions, or partnership opportunities, contact:



DR. CHERIE PUCHEU-HASTON

Associate Dean for Clinical Programs
Professor of Dermatology
LSU School of Veterinary Medicine
cpucheu@lsu.edu



SARA HAMILTON

Marketing Coordinator
LSU School of Veterinary Medicine
sarahamilton@lsu.edu

HOURS OF OPERATION AND CONTACT INFORMATION



Appointment Hours: Monday through Friday 8 a.m. to 5 p.m.

Emergencies: 24/7, 365 days a year

Even during LSU's official closures for holidays or extreme weather conditions like hurricanes or storms, our hospital continues to operate, ensuring continuous emergency care for animals. To facilitate smoother service, we advise clients and referring veterinarians to call ahead whenever feasible. This is particularly important on LSU home football game days or immediately after severe weather occurrences.

LSU SPORTING EVENTS

The Veterinary Teaching Hospital maintains its operations during LSU sporting events. For clients requiring access to the hospital on home football game days, the most efficient route to our facility is via River Road leading to Skip Bertman Drive.

Dedicated parking spots are reserved for our clients on game days. If a police officer is stationed at the River Road and Skip Bertman Drive intersection, clients should inform them of their intention to visit the hospital with their animal. Typically, they will be granted passage. In case access is restricted, owners can contact us at 225-578-9600 for assistance.

Hospital Administration

225-578-9592

Small Animal Clinic

225-578-9600

Small Animal Referral Coordinator

225-578-9040

Large Animal Clinic

225-578-9500

LSU Diagnostics

225-578-9777

Best Friend Gone (Counseling)

225-578-9452

Development

225-578-9870

Alumni Relations and Communications

225-578-9565

www.lsu.edu/vetmed

www.lsu.edu/vetmed/veterinary_hospital/

www.lsu.edu/laddl

REFERRALS

EMERGENCY REFERRALS

The LSU Emergency and Critical Care team is here to support our referring veterinarians. We accept emergency referrals 24/7.

If you need to refer a case as an emergency, please call ahead if possible and speak with the Emergency and Critical Care clinician on duty prior to sending the patient. The ECC service will provide the referring veterinarian with an estimate of costs and details about services that can be offered.

Small Animal Clinic:
225-578-9600

SPECIALTY REFERRALS

Call our referral coordinator at 225-578-9040 for small animal and exotics or email sareferrals@lsu.edu

ONLINE PORTAL

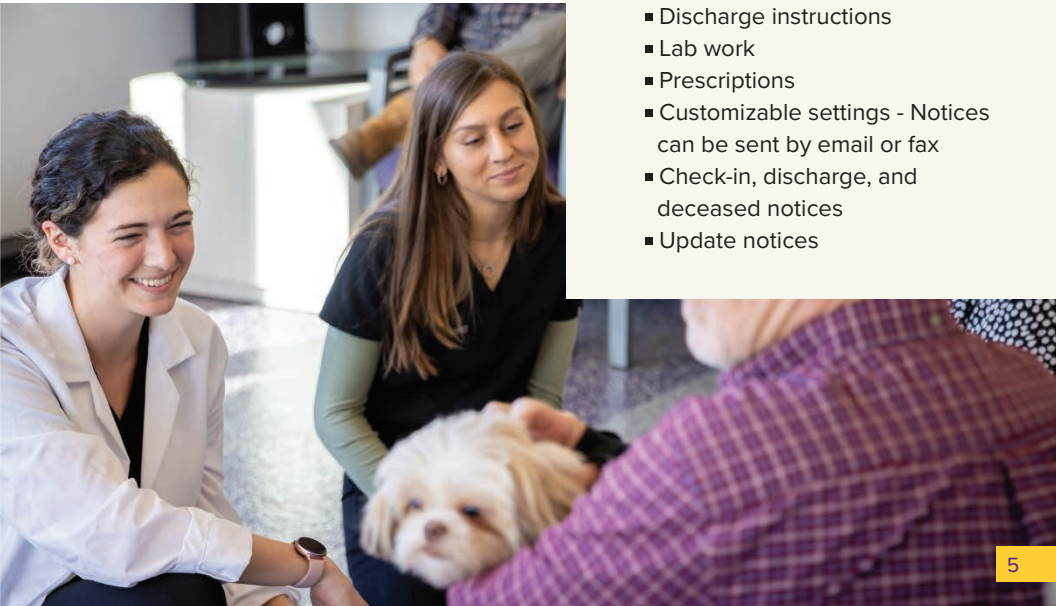
GeauxVetLink is online at www.lsu.edu/vetmed/veterinary_hospital/veterinarians.php under GeauxVetLink.

You now have access to your patient's Electronic Medical Record and will be receiving notifications. You can view notifications on your PC or mobile devices.

The referral portal provides 24/7 online access to your patient's records through our website. Our system is automatically updated throughout the day and gives you access to lab results, image reports, medical documents, prescriptions, and more.

This system will provide:

- Online medical records - 24/7 access to medical records needed for diagnosis and treatment
- Medical notes
- Discharge instructions
- Lab work
- Prescriptions
- Customizable settings - Notices can be sent by email or fax
- Check-in, discharge, and deceased notices
- Update notices



SMALL ANIMAL HOSPITAL FEATURES

THE SMALL ANIMAL HOSPITAL INCLUDES

- A special procedure room with endoscopy
- A large internal medicine treatment room with ultrasound
- Diagnostic imaging service that includes MRI, CT, ultrasound, two small animal radiograph rooms (one with fluoroscopy), and nuclear scintigraphy
- 4 small animal surgical suites (two for soft tissue, one for orthopedic surgery, and one for ophthalmology) and a cardiac catheterization laboratory with fluoroscopy
- Small Animal ICU with oxygen cages
- Hyperbaric chamber
- Cancer Treatment Center that includes a linear accelerator with image-guided, intensity-modulated radiation therapy and stereotactic radiation therapy
- Cardiology services with real-time two- and three-dimensional imaging with Doppler evaluation
- Access to all services at LSU Diagnostics, located on the LSU Vet Med campus and online at www.laddl.org

THE STEPHENSON PET CLINIC INCLUDES

- Dog waiting area
- Enclosed sick dog waiting area
- Enclosed cat waiting area
- Enclosed exotic pet waiting area
- Dedicated exam rooms for each service
- Dental suite
- Surgery area for spays and neuters
- Physical rehabilitation room with two underwater treadmills
- Serenity Garden



FINANCIAL POLICIES



We cannot legally or ethically give estimates over the phone or via email without first examining the animal or consulting with the referring veterinarian through an official referral. We will furnish an estimated cost range for the required treatment and diagnostic services after examining the animal.

Owners will be required to pay a deposit at the time of treatment. The deposit is determined as 100% of the low end of the estimate range or 50% of the high end of the estimate range, whichever amount is greater.

Payment in full is expected at the time the animal leaves the hospital. Payment can be made with cash, check, or credit cards. We accept online payments at https://www.lsu.edu/vetmed/veterinary_hospital/client_information.php under Paying Your Bill.

Application for credit through Smart Care provided by Campus Federal Credit Union is available. We also accept CareCredit.

Information about credit services is available online at https://www.lsu.edu/vetmed/veterinary_hospital/client_information.php under Cost Estimates and Payment Protocols.



COUNSELING SERVICES

The Best Friend Gone Project is a service offered by LSU Vet Med to help those who are dealing with the loss of a pet.

Grief is the emotional process that one experiences following a loss. It can be thought of as the process of letting go or saying goodbye. The emotions experienced during the grief process can be intense and seem overwhelming, and occasionally people may feel their emotions are “out of control.” However, it is common for pet owners to feel:

- Numb
- Depressed
- Guilty
- Anxious
- Angry
- Withdrawn
- Lonely
- Fatigued
- Hopeless

The nature and duration of the grief process is unique to everyone. With the loss of a beloved pet, grief may last from a few days to a few years. Many times, sleep or appetite disturbances accompany grief, too. Veterinarians and mental health professionals recognize and agree that there is a legitimate grief response to animal loss. Grief is normal.

Children who are grieving a pet’s death may be unable or unwilling to verbalize their feelings. Bereaved adults may feel they have lost a companion who was more constant and significant than any human in their daily lives.

Too often, however, grief resulting from a pet’s death is unrecognized or



unsanctioned by society, and sometimes even by those closest to us. People may encounter those who innocently hurt them with remarks such as “Just get another...” or “It was just a dog/cat/horse/bunny...”. Owners may even be ridiculed about the amount of time or money spent on treatment and/or memorialization. Sympathy and support are often unavailable or not offered to bereaved pet owners, yet understanding the grief process is helpful in making a healthy recovery.

Recovery from grief can be made easier through knowledge of the grief process and sharing feelings with others who understand.

LSU Vet Med has recognized this need and offers help. The Best Friend Gone Project offers assistance when a pet has died or when death is anticipated. Support is offered in the form of:

- Telephone consults
- Private counseling
- Internet resources

Our counselors are licensed clinical social workers trained to deal with issues surrounding grief and loss of a beloved companion. You may reach the Best Friend Gone Project counselor, Kayla Baudoin, MSW, LCSW, by calling 225-578-9452, via email at kbaudoin@lsu.edu, or by having your veterinarian request a counselor contact you.

OUR COUNSELOR



KAYLA BAUDOIN, MSW, LCSW, is a licensed clinical social worker trained

to deal with issues surrounding anticipated grief, end-of-life decisions, and grief and loss of a beloved companion.

Kayla can be reached at 225-578-9452 or via email at kbaudoin@lsu.edu.

Due to licensure regulations, you must be a resident of Louisiana to utilize these counseling services.

https://www.lsu.edu/vetmed/veterinary_hospital/counseling_services.php

SMALL ANIMAL EMERGENCY AND CRITICAL CARE

EXPERTISE LSU is one of three hospitals in the area with board-certified specialists in emergency and critical care medicine. The Emergency & Critical Care (ECC) services are trained and equipped to handle any type of emergency – from stable, first-opinion walk-ins to complicated, critically ill referral cases and anything in between.

SERVICES

EMERGENCY:

The Emergency service is responsible for the initial assessment and treatment of patients prior to transfer to another specialty service, if necessary. Our small animal emergency service is open 24 hours a day, 7 days a week, 365 days a year. We can accommodate emergency referral and walk-ins. No appointment is needed for patients requiring emergency care.

Clients or veterinarians wishing to discuss a pet's care with the veterinary emergency team prior to coming in are instructed to call our small animal hospital at (225) 578 – 9600 any time. Even when LSU campus is officially closed for holidays or disasters, like hurricanes, the Veterinary Teaching Hospital (VTH) remains open to provide emergency care for all species of animals.

CRITICAL CARE:

Critical Care manages the most complicated and unstable cases from any clinical background. They receive transfers for critical case management from the Emergency service as well as all other specialty services when things become very complicated or when patients are unstable. The Critical Care service also provides advanced care procedures

using specialized equipment, such as high-flow oxygen therapy, mechanical ventilation, and therapeutic plasma exchange.

High-Flow Oxygen Therapy: For patients with respiratory problems which cannot be adequately managed using traditional oxygen supplementation alone. Our team has the capability of providing oxygen through nasal prongs at high flow rates and concentrations as a less invasive method of treatment, hopefully avoiding the need for mechanical ventilation.

Mechanical Ventilation: For patients with respiratory problems that cannot be adequately managed using any less invasive method. Our team has the capability to intensively manage patients requiring advanced life support using a ventilator.

Therapeutic Plasma Exchange: For patients with some toxicities or certain forms of autoimmune disease which may benefit from aided clearance of toxins or autoantibodies. Our team possesses the equipment and training to intensively manage patients undergoing this treatment method, if the patient is deemed a proper candidate for treatment.

Common conditions managed by Emergency & Critical Care include, but are not limited to:

- Acute (sudden onset) illness or injury of any cause
- Unstable patients
- Patients with complicated medical or surgical conditions
- Shock of any cause
- Sepsis
- Trauma management (vehicular, bite wounds, gunshots, etc.)
- Clotting disorders
- Toxicities
- Seizures
- Trouble breathing
- Wounds

WHAT TO EXPECT: Upon arrival, the pet will be received by a senior veterinary student who will immediately bring the pet to the ER unit for initial evaluation and stabilization, if necessary, by the emergency veterinarian on duty.

There may be an extended wait time in some cases, as patients are receiving care and attention based on their triage status. As a Veterinary Teaching Hospital, each patient provides opportunities for students, interns, and residents to learn. Delays between the time of patient exam to communications with the pet owner can often be attributed to a combination of care for critically ill patients and providing learning opportunities. Rest assured that while the patients are with our team, they are being properly monitored and attended to.

Our team will create a treatment plan, which may include hospitalization or outpatient care, depending on the condition of the pet. Pet owners will be closely involved in decision making regarding tests and treatment options. We will provide regular updates about the pet's condition and test results as they become available. Primary care veterinarians will also be updated on test results and the pet's progress.

Patients may be hospitalized overnight. On the following morning, patients will be transferred to and assessed by another doctor or specialty service for continuation of diagnostics and treatment. Updates will be provided once the receiving transfer service is able to finalize an updated plan for the patient.


FACULTY



DR. M. RYAN SMITH

Assistant Professor of Small Animal Emergency and Critical Care

Diplomate, American College of Veterinary Emergency and Critical Care



DR. VIRGINIE WURLO

Associate Clinical Professor of Small Animal Emergency and Critical Care

Diplomate, American College of Veterinary Emergency and Critical Care

Diplomate, European College of Veterinary Emergency and Critical Care



DR. JACK LEE

Assistant Clinical Professor of Small Animal Emergency and Critical Care

Diplomate, American College of Veterinary Emergency and Critical Care

SPECIALTY (SAECC) RESIDENTS:

Dr. Karla Fraga

Dr. Tomoe Kadowaki

Dr. Ashok Padmanabhan

SPECIALTY (SAECC) INTERN:

Dr. Sarang Im

DERMATOLOGY


OUR EXPERTISE

The Dermatology service is a full-time specialty service for the investigation and management of skin disease, allergy, and ear disease in all animal species. We accept patients from throughout Louisiana and neighboring states, and we offer free consultation to veterinarians regarding both large and small animal cases.

Evaluations of new dog and cat patients are made by appointment, Tuesday through Thursday, and recheck appointments are available Tuesday through Friday. Evaluations of large animals, birds, pocket pets, and exotic species are performed in cooperation with other receiving services in the LSU Veterinary Teaching Hospital.

Our practice functions as part of the LSU Veterinary Teaching Hospital, meaning that each of our patients is evaluated by a team. The team is comprised of veterinary students, dermatology residents, dermatology technicians and faculty members.

After an initial examination, our students and dermatologists provide each animal's owner with a tentative diagnosis as well as a plan for further testing. Our goal is to assist pet owners and primary care veterinarians in understanding the root cause of the animal's skin problem and to then formulate a satisfactory management plan.



FACULTY




**DR. CHERIE
PUCHEU-HASTON**

Associate Dean for Clinical Programs and Professor of Veterinary

Dermatology (Department of Veterinary Clinical Sciences)

DVM, LSU, 1992; PhD, North Carolina State University, 2006; Diplomate, American College of Veterinary Dermatology.



**DR. IVAN
RAVERA**

Assistant Professor of Dermatology (Department of Veterinary Clinical

Sciences)

DVM, University of the Salvador (Argentina), 2006; MS, University of Barcelona (Spain), 2012; PhD, Autonomous University of Barcelona, 2015; Diplomate, European College of Veterinary Dermatology.

RESIDENT:

Dr. Marley McInnis

TECHNICIAN:

Lisa Roundtree
Jessica McCrary



SERVICES

Diseases and Skin Issues
Diagnosis and management of skin diseases in all species including:

- Resistant infections of the ears and skin
- Allergic skin disease
- Deep and superficial cutaneous fungal infections
- Hair loss (alopecia)
- Itching and inflammation
- Chronic and severe skin and ear disease
- Immune-mediated skin disease
- Endocrine diseases
- Claw, nailbed, and pad diseases
- Skin manifestations of internal disease
- Lick granulomas

We offer free consultation to veterinarians regarding both large and small animal cases.

TESTING AND SERVICES

We provide the most current and advanced care for our patients due to our expertise and the availability of specialized equipment and techniques. This includes:

- Allergic skin and ear disease
- Intradermal allergy testing
- In-vitro blood allergy testing
- Allergen specific immunotherapy
- Rush immunotherapy
- Injectable immunotherapy
- Sublingual immunotherapy
- Carbon dioxide (CO₂) laser removal of small skin and ear masses
- Workup and management of chronic ear disease
- Computed tomography (CT) and magnetic resonance imaging (MRI) evaluation
- Video-guided otoscopy
- Deep ear flushing
- Polypectomy
- Myringotomy
- Middle ear culture and drainage
- Ear canal biopsy
- Skin biopsies
- In-house biopsy services
- Dermatopathology consultation
- In-house culture facilities

INTEGRATIVE MEDICINE AND PHYSICAL REHABILITATION

OUR EXPERTISE

Our Integrative Medicine & Rehabilitation service consists of veterinarians that are trained and certified in traditional Chinese veterinary medicine and canine rehabilitation. Working alongside highly trained technicians, our team is passionate about the comfort and care of your pet to ensure the best quality of life.

Our integrative approach to veterinary treatment incorporates both traditional Chinese and western medicines. We treat companion animals, equine, farm animals, and exotics. We work closely with the other specialty services to offer holistic care. We also offer palliative and end-of-life care services.



INTEGRATIVE MEDICINE AND PHYSICAL REHABILITATION

DISEASES AND INJURIES TREATED

- Cranial cruciate ligament disease
- Femoral head and neck resection (FHO)
- Hip dysplasia
- Fractures stabilized with casts or implants
- Osteochondrosis dissecans (OCD)
- Elbow dysplasia
- Osteoarthritis
- Obesity
- Coxofemoral, elbow, and stifle luxations
- Neuromuscular dysfunction due to intervertebral disc disease, spinal tumors, fractures, and degenerative myelopathy

SERVICES

- **Acupuncture**
- **Chinese Herbal Therapy**
- **Food Therapy**
- **Tui-na (Chinese acupressure and massage)**
- **Hyperbaric Oxygen Therapy**
- **Shockwave**
- **Pulse Electronic Magnetic Field (PEMF) therapy**
- **Therapeutic Laser**
- **Pain Management**
- **Palliative and End-of-Life Care services**
- **Rehabilitation**
 - aquatic therapy
 - electric stimulation
 - therapeutic ultrasound
 - therapeutic laser
 - cold compression
 - massage
 - exercise

FACULTY



DR. LORRIE HALE MITCHELL

Assistant Professor of Integrative Medicine and Rehabilitation

(Department of Veterinary Clinical Sciences.)

BS, University of Illinois, Urbana-Champaign, 1991; BS, University of Illinois, Urbana-Champaign, 1993; DVM, University of Illinois, Urbana-Champaign, 1995; MS, Chi University, 2020; CVA, Chi Institute of Traditional Chinese Veterinary Medicine, 2012; CVTP, Chi Institute of Traditional Chinese Veterinary Medicine, 2017; CVTCM, Chi Institute of Traditional Chinese Medicine, 2019.



DR. KIELYN SCOTT

Assistant Professor of Integrative Medicine

(Department of

Veterinary Clinical Sciences).

BS, University of Kansas, 1999; DVM, Kansas State, 2003; CVA, Chi Institute of Chinese Medicine, 2011; CVCH, Chi Institute of Chinese Medicine, 2015.



ANAIS MUSSO

Clinical Instructor of Animal Osteopathy (Department of Veterinary Clinical Sciences).

BAAS, European School of Animal Osteopathy, 2021.

TECHNICIANS:

Jennifer Bridges
Hali Mouiller
Ines Cubino

OPHTHALMOLOGY

OUR EXPERTISE The LSU Veterinary Teaching Hospital Ophthalmology service provides referral appointments and full-time referral emergency services for animals with eye diseases and injuries.

Each patient presented to the Ophthalmology service has their care overseen by a veterinary ophthalmologist. Residents, interns, and veterinary students participate in the evaluation of each animal as part of the curriculum in the School of Veterinary Medicine. The Veterinary Teaching Hospital strives to always provide the latest in veterinary patient care, diagnostics, and treatment.



OPHTHALMOLOGY

FACULTY



**DR. RENEE
CARTER**

Professor of
Veterinary
Ophthalmology
(Department of

Veterinary Clinical Sciences)

DVM, LSU, 2000; Diplomate, American
College of Veterinary Ophthalmologists.



**DR. PILAR
CAMACHO-LUNA**

Assistant Professor
of Ophthalmology
(Department of
Veterinary Clinical

Sciences) LV, Universidad de Cordoba
(Spain).



**DR. ANDREW
LEWIN**

Associate
Professor of
Veterinary
Ophthalmology

(Department of Veterinary Clinical
Sciences)

BVM&S, University of Edinburgh
(Scotland), 2010; Diplomate, American
College of Veterinary Ophthalmology.

RESIDENTS:

Dr. Melanie Mironovich
Dr. Hannah Gafen

TECHNICIANS:

Leigh Ann Burton, LVT
Marnie Harrison, LVT
Madison Sinopoli, BS

SERVICES

We provide the most current
ophthalmic care for our patients
because of the availability of
very specialized equipment and
techniques including:

- Retinal photography
- Slit Lamp photography
- Electroretinography
- Ocular ultrasound
- Bausch and Lomb Stellaris
Microsurgical Unit
- Zeiss OPMI MDu Microscope
- Retinoscopy
- Computed Tomography (CT)
- Magnetic Resonance Imaging (MRI)
- Diode Laser
- Cryotherapy
- Endolaser



NEUROLOGY

OUR EXPERTISE

Our Neurology and Neurosurgery service offers an array of diagnostics and treatments for large and small animals affected by brain disease, spinal cord disease, and other neurological issues. Advanced diagnostics such as MRI and electrodiagnostics are used to assess treatment options. Surgical procedures are performed on-site and include laminectomies, ventral slots, fracture stabilization, and craniotomies.

Appointments are by referral only. If you are a pet owner, please ask your veterinarian for a referral. Referring veterinarians can contact our service coordinator, Shelby Panepinto, by calling (225) 578-9600 or by emailing vetneuro@lsu.edu.

SERVICES

Medical Neurology

- Multimodal Seizure Management
- CNS Neoplasia Medical and Radiotherapy
- Meningitis and Encephalitis Therapy
- Treatment of Vestibular Disease
- Tetanus/Botulism Treatment
- Management of Neuritis and Myositis
- Traumatic Brain/Spinal Cord Injury Care
- Congenital CNS Malformation Treatment
- Canine Cognitive Dysfunction Management

Neurosurgery

- Decompressive Laminectomy and Ventral Slot
- Prophylactic Fenestrations for IVDD
- Craniotomy/Craniectomy for Brain and Skull Tumors
- Vertebral Fixation and Stabilization

Diagnostics

- Magnetic Resonance Imaging (MRI)
- Computed Tomography (CT)
- Cerebrospinal Fluid (CSF) Sampling and Analysis
- Electrodiagnostics



FACULTY



DR. COLLEEN EMBERSICS

Assistant Professor of Neurology and Neuroscience (Department of Veterinary Clinical Sciences)

DVM, Mississippi State University, 2018; BS, Stephen F. Austin State University, 2013; Residency Trained, American College of Veterinary Internal Medicine (Neurology)

INTERN:

Dr. Myriam Martin Benito

TECHNICIANS:

Michael Boudreaux
Katelyn Lorio

THERIOGENOLOGY

OUR EXPERTISE

The Theriogenology service at LSU Veterinary Teaching Hospital manages reproduction in dogs, horses, and other animals. Approximately 65 percent of our patients are equine, 25 to 30 percent are canine, and the remaining 5 to 10 percent are other species such as cattle, goats and sheep.

For canine patients, the Theriogenology service specializes in breeding management, including breeding with fresh cooled and frozen semen, transcervical insemination, pregnancy diagnosis, infertility work-up, and more.



SERVICES

- Breeding management, including breeding with fresh cooled and frozen semen
- Transcervical insemination
- Infertility work-up
- Collection and preparation of semen for fresh cooled semen
- Semen cryopreservation (freezing)
- Pregnancy diagnosis
- Breeding soundness evaluation of males
- Fertility evaluation of cattle
- Dystocia assistance (difficulty giving birth)

FACULTY



DR. JOSE LEN
Associate Professor of Theriogenology (Department of Veterinary Clinical Sciences)

Medico Veterinario Zootecnista (MVZ), Universidad de Guadalajara, 1996; PhD, LSU, 2016; Diplomate, American College of Theriogenologists.

RESIDENT:
Dr. Fionel Herzog

TECHNICIANS:
Ashley Foret
Maxon Graham


ANESTHESIA

OUR EXPERTISE

Our Anesthesia and Analgesia Service is equipped with cutting-edge technology and staffed by a team of highly skilled individuals who are dedicated to delivering the best possible care during diagnostic procedures, consultations for sedation and pain management, and therapeutic regimens requiring the administration of general anesthesia.

We utilize state-of-the-art monitoring equipment to ensure that every patient receives the individualized care they need. Our team's expertise, combined with advanced technology, guarantees that animals undergoing procedures involving anesthesia receive the most appropriate care.

We are committed to providing compassionate, safe, and effective care to all our animal patients. If your pet requires anesthesia, rest assured that they will be in excellent hands with our Anesthesia and Analgesia Service.



SERVICES

- Direct and indirect arterial blood pressure measurement
- Pulse oximetry
- Capnometry
- Patient-side blood gas analysis
- Anesthetic gas monitoring
- Electrocardiography
- Lithium dilution cardiac output monitoring
- Ultrasound guided anesthetic blocks
- Neuromuscular block monitoring - TOF

FACULTY



DR. JEANETTE CREMER

Associate Professor of Veterinary Anesthesiology (Department of

Veterinary Clinical Sciences)

DVM, Ludwig Maximilians University (Germany), 2003; Dr.med.vet., Ludwig Maximilians University (Germany), 2006; Diplomate, American College of Veterinary Anesthesia and Analgesia.




DR. GABRIEL CASTRO-CUELLAR

Assistant Professor of Veterinary Anesthesia and Analgesia

(Department of Veterinary Clinical Sciences)

DVM, Universidad de La Salle (Colombia), 2014; MS, Louisiana State University, 2022



**DR. PATRICIA
QUEIROZ-
WILLIAMS**

Professor of
Veterinary
Anesthesiology

(Department of Veterinary Clinical
Sciences)

DVM, Universidade Federal de Minas
Gerais (UFMG) (Brazil), 1996; MS,
Universidade Estadual Paulista School of
Medicine (Brazil), 2002.



**DR. NOELIA DIAZ
FALCON**

Clinical Assistant
Professor of
Anesthesiology
(Department of

Veterinary Clinical Sciences)

LVM, University of Cordoba (Spain), 2012.

INTERNS:

Dr. Alaina Kuehr
Dr. Stacy Gau-Pan
Dr. Lauren Vincent

TECHNICIANS:

Nicole Fitzgerald
Charmonie Baugh
Ian Grant
Stacy Tanner
Taylor McDaniel
Kara Presley
Kate Gibson

CARDIOLOGY

OUR EXPERTISE

LSU Vet Med is proud to have two board-certified veterinary cardiologists on staff and a skilled veterinary technician. Our team is committed to providing the highest level of care to our patients. We have the expertise and resources to diagnose and treat a broad range of cardiac and vascular conditions.

The American College of Veterinary Internal Medicine Specialty of Cardiology (ACVIM Cardiology) is the governing body responsible for establishing training requirements, accrediting training programs, and certifying veterinary cardiologists.

Veterinary cardiologists who have received board certification from the ACVIM Cardiology hold the designation of Diplomate ACVIM (Cardiology). To achieve this certification, licensed veterinarians must complete a minimum of three years of advanced training in an accredited program after completing veterinary school. They must also pass a rigorous series of examinations administered by the ACVIM.

Board-certified veterinary cardiologists receive extensive training in a range of diagnostic imaging techniques, such as echocardiography and angiography, as well as interventional and medical treatments for heart and vascular diseases.

FACULTY




DR. HENRY W. GREEN, III

Associate Dean for Opportunity and Engagement; Professor of

Veterinary Cardiology (Department of Veterinary Clinical Sciences)

BS, 1994, University of New Orleans; DVM, LSU, 1999; Diplomate, American College of Veterinary Internal Medicine (Cardiology).



DR. ALIYA MAGEE

Assistant Professor of Veterinary Cardiology (Department of Veterinary Clinical Sciences)

BS, Spelman College, 1995; DVM, LSU, 2009; MS, Purdue University, 2013; Diplomate, American College of Veterinary Internal Medicine (Cardiology).

TECHNICIAN:

Thomas Sugg

SERVICES

The Cardiology service of the LSU Veterinary Teaching Hospital provides state-of-the-art referral and consultation services for veterinarians and clients seeking diagnostics and therapy for veterinary patients with cardiac disease such as chronic valvular disease, cardiomyopathies, congenital heart disease and cardiac rhythm disturbances. The service is staffed by only board-certified cardiologists who are trained in advanced electrocardiography, echocardiography, and interventional cardiology (including artificial cardiac pacemaker implantation).

■ **Echocardiography:**

Advanced real-time two- and three-dimensional imaging with basic and advanced Doppler evaluation (including traditional and tissue Doppler modalities)

■ **Electrocardiography:**

Basic 6 or 12-lead ECG, continuous ECG monitoring and ambulatory monitoring (Holter monitor or event recorder) for diagnosis of cardiac arrhythmias.

■ **Interventional Cardiology:**

Including artificial pacemaker implantation, balloon valvuloplasty, PDA occlusion and heartworm embolectomy.

■ **Thoracic Radiography:**

The cardiology service works in coordination with LSU Veterinary Teaching Hospital board-certified radiologists for evaluation and interpretation of radiographic studies involving the cardiovascular system.



SMALL ANIMAL INTERNAL MEDICINE

OUR EXPERTISE

Our faculty clinicians practice general internal medicine and have expertise in sub-specialty areas such as gastroenterology, urology, endocrinology, and infectious disease.

Specialty services include ultrasonography, endoscopy, bronchoscopy, cystoscopy, electrodiagnostic, CT scan, nuclear medicine, and radioactive iodine therapy.

SERVICES

Diagnosis and management of diseases and injuries in all species including:

- **Endocrinology:**
dealing with disorders of the endocrine system
- **Gastroenterology:**
concerned with digestive diseases and issues
- **Hematology:**
dealing with blood
- **Infectious disease:**
concerned with diseases caused by biological agents such as viruses, bacteria or parasites
- **Nephrology:**
dealing with the study and function of the kidneys
- **Pulmonology:**
concerned with diseases of the lungs and respiratory tract
- **Immunology:**
dealing with the diagnosis and therapy of immune mediated diseases





DR. FREDERIC GASCHEN

Professor of Small Animal Internal Medicine (Department of

Veterinary Clinical Sciences)

Dr.med.vet., University of Bern, 1982; Dr.habil., University of Bern, 2000; Diplomate, American College of Veterinary Internal Medicine; Diplomate, European College of Veterinary Internal Medicine (Companion Animals).



DR. ANDREA JOHNSTON

Associate Professor of Small Animal Internal Medicine (Department of

Veterinary Clinical Sciences)

BS, University of A <https://outlook.office.com/mail/rizona>, 2001; DVM, Tufts University, 2005; Diplomate, American College of Veterinary Internal Medicine.



DR. PATTY LATHAN

Professor of Small Animal Internal Medicine (Department of Veterinary Clinical

Sciences)

VMD, University of Pennsylvania, 2002; MS, Purdue University, 2007; Diplomate, American College of Veterinary Internal Medicine (SAIM).



DR. MADELEINE STEIN

Assistant Professor of Small Animal Internal Medicine (Department of

Veterinary Clinical Sciences)

BVetMed, Royal Veterinary College, University of London, 2018; MSc, Atlantic Veterinary College, University of Prince Edward Island, 2021.



RESIDENTS:

- Dr. Laura Adams
- Dr. Loni Albrecht
- Dr. Mary Kate Bollman
- Dr. Robyn Jolly
- Dr. Yi Kwan (Jocelyn) Lee

INTERNS:

- Dr. Colleen Elzinga
- Dr. William Holl
- Dr. Jennifer Hu
- Dr. Angelica Mendoza
- Dr. Murphy Sachse
- Dr. Ansley Sackett
- Dr. Haley Straub
- Dr. Telea Wade-LaHart

TECHNICIANS:

- Ashley Benjamin
- Alexis Boyd
- Amber Cortez
- Rachel Tankersley

ONCOLOGY

OUR EXPERTISE

The Cancer Treatment Unit was formed in 1998 to aid in the diagnosis, care, and treatment of veterinary patients with cancer in Louisiana and the surrounding areas. The facility offers state of the art care consisting of two major service units—medical oncology (chemotherapy) and radiation oncology. Each of these units is designed to diagnose and treat veterinary cancer patients with the most advanced and cutting-edge technology available, including the only radiation unit in Louisiana.

The oncology service works from a team approach, so a patient requiring chemotherapy and radiation therapy have the benefit of being evaluated by specialists in each of these fields, who then design a tailored treatment protocol. Additionally, Oncology works very closely with other services in the teaching hospital (surgery, clinical pathology, internal medicine) to provide an integrated approach to each case.

MEDICAL ONCOLOGY

Medical oncologists evaluate cancer patients to determine the best treatment options for each pet based on the type and stage of cancer and the presence of other concurrent disease. They are also trained in prescribing and administering chemotherapy to pets. There are several chemotherapy drugs and protocols available. Medications can be administered by mouth, intravenously, subcutaneously, or directly into the tumor. Most of our veterinary patients tolerate chemotherapy very well, regardless of the route of administration. Advances in the medical field have improved the ability to avoid, and if needed, manage chemotherapy-induced side effects. Common toxicities resulting in nausea and vomiting are not as frequently encountered as they once were. Our aim is to provide your pet with an excellent quality of life during treatment- and beyond!

RADIATION ONCOLOGY

Radiation oncologists use radiation therapy to kill cancer cells in a specific location within the body. Unlike chemotherapy, radiation typically does not cause systemic side effects since it is only delivered to one (or multiple) areas. Radiation therapy is often utilized when surgical removal is not possible. Alternatively, the incorporation of radiation therapy into a treatment plan makes less aggressive surgical options viable. Our radiation service uses a linear accelerator to deliver a high energy beam of radiation to the tumor in a highly targeted manner. The Cancer Treatment Unit is one of the few veterinary facilities in the country that offers intensity modulated radiation therapy (IMRT). IMRT technology allows the radiation beam to be tightly conformed to the contour of the tumor, sparing normal adjacent tissues. We are also able to offer Stereotactic Radiation Therapy (SRT) for many types of tumors.




FACULTY



**DR. JAYME
LOOPER**
Professor of
Veterinary
Radiation Oncology
(Department of

Veterinary Clinical Sciences)
Director, Small Animal Services
(Veterinary Teaching Hospital); BS, Texas
A&M, 1993; DVM, LSU, 1997; Diplomate,
American College of Veterinary
Radiology (Radiation Oncology).



DR. SITA WITHERS
Assistant Professor
of Medical Oncology
(Department of
Veterinary Clinical
Sciences)

BVSc, Melbourne University (Australia), 2008;
PhD, University of California-Davis, 2018;
Diplomate, American College of Veterinary
Internal Medicine (Oncology).

RESIDENTS:

- Dr. Yen-Hao Lai
- Dr. Jiaqi Li
- Dr. Amber Moses
- Dr. Christopher Robinson

TECHNICIANS:

- Shay Bordelon
- Krystin Elkins
- Laura Hoffmann
- Tammy Moreau

SMALL ANIMAL SURGERY

OUR EXPERTISE

The Small Animal Surgery service works closely with referring veterinarians and clients to offer the highest quality surgical care possible. We provide state-of-the-art treatment and surgical care while teaching future veterinarians and veterinary surgeons. Clients benefit from our expertise, specialized training, and advanced equipment.

Soft Tissue Surgery

The soft tissue service deals with a range of patients requiring cardiothoracic, gastrointestinal, respiratory, urogenital, and reconstructive surgery. In addition, minimally invasive laparoscopic or endoscopic surgery, laser and oncologic (cancer) surgical procedures are available. The soft tissue service works closely with other specialty services, including diagnostic imaging, medical oncology, and internal medicine to provide an integrated approach and the best possible outcome.

Pre-operative diagnostics include digital radiology, ultrasound, fluoroscopy, computed tomography (CT) scans, and magnetic resonance imaging (MRI). 24-hour care is available in the intensive care unit for pets that require it. Emergencies are always seen. Generally, patients are referred from the regular veterinarian, who we liaise closely with throughout the treatment period and follow up.

Orthopedic Surgery

The mission of the Small Animal Orthopedic and Neurosurgical Service is to work closely with veterinarians and clients to offer the highest quality of surgical care possible for your pet. We provide state-of-the-art orthopedic surgical procedures, including arthroscopy, fracture repair, total hip replacement, skeletal fixation, and more.



SOFT TISSUE

- Soft tissue
- Thoracoscopy
- Laparoscopy
- Laser surgery
- Routine & advanced reconstructive respiratory, gastroenterological, cardiac, urogenital, endocrine, and oncological surgery and wound management

ORTHOPEDIC SURGERY

- Angular limb deformity surgery
- Arthroscopy
- Consultation on osteoarthritis and other orthopedic conditions
- Internal fracture repair (plates, interlocking nails)
- Minimally invasive fluoroscopy-guided fracture repair
- Neurologic surgery
- Physical rehabilitation
- Total hip replacement (THR)
- Triple pelvic osteotomy (TPO)
- External skeletal fixation (circular, linear, and hinged fixators)

HYPERBARIC OXYGEN THERAPY

The Veterinary Teaching Hospital offers hyperbaric oxygen therapy to heal wounds, decrease nervous system injury, minimize inflammation, and treat infections.

FACULTY



DR. JUDE BORDELON

Professor of Small Animal Surgery
(Department of Veterinary Clinical

Sciences)

DVM, LSU Vet Med, 2002; MS, Oklahoma State University, 2010; MBA, University of North Carolina, 2019; Diplomate, American College of Veterinary Surgeons (Small Animal)



DR. ALISSA ST. BLANC

Assistant Professor of Small Animal Surgery
(Department of

Veterinary Clinical Sciences)

LSU, 2013; DVM, LSU, 2016; Diplomate, American College of Veterinary Surgeons (Small Animal).

RESIDENTS:

Dr. Heather Kloft
Dr. Achilles Tang
Dr. Brandon Thibodaux

INTERNS:

Dr. Nimar Gill
Dr. Connor Pyne

TECHNICIANS:

Misty Beaudine, LVT
Torri Collins-Cannon, RVT
Julia Perkins
Peggy Trenta

DIAGNOSTIC IMAGING

OUR EXPERTISE

The Diagnostic Imaging service provides state of the art imaging diagnostics by board-certified radiologists. Radiology technologists and residents provide support for the service. The service has on-site advanced imaging in all modalities that allows for the investigation of all organ systems.

The LSU Veterinary Teaching Hospital has a fully integrated Picture Archive and Communication System (PACS). This allows clinicians to view images and reports from any computer throughout the hospital, minutes after they are acquired.

FACULTY



DR. L. ABBIGAIL GRANGER

Professor of
Veterinary
Diagnostic Imaging
(Department of
Veterinary Clinical Sciences)

BS, University of Memphis, 2003;
DVM, University of Tennessee, 2007;
Diplomate, American College of
Veterinary Radiology.



DR. NATHALIE RADEMACHER

Professor of
Veterinary
Diagnostic Imaging
(Department of
Veterinary Clinical Sciences)

DVM, Justus-Liebig-Universitat/University
of Giessen (Germany), 2000; Dr.med.
vet., University of Bern (Switzerland),
2003; Diplomate, American College
of Veterinary Radiology; Diplomate,
European College of Veterinary
Diagnostic Imaging.

RESIDENTS:

Dr. Devin Osterhoudt
Dr. Nicholas Linzner
Dr. Jacqueline Hansen
Dr. Victoria Van

TECHNICIANS:

Dawn Kelley
Rouchelle Gage
Ashley Oneal
Justin Noel



SERVICES

- Radiography
- Diagnostic Ultrasonography
- Color Flow Doppler
- Fluoroscopy
- Dynamic Airway studies
- Swallowing studies
- Image-guided biopsy
- Contrast enhanced ultrasonography
- Elastography
- Computed Tomography
- Angiography
- Magnetic Resonance Imaging
- Nuclear Medicine
- Radioactive iodine therapy (I 131) for hyperthyroid cats
- Teleradiology
- OFA Hip and Elbow
- Direct Referral MRI

CLINICAL PATHOLOGY

OUR EXPERTISE

The Clinical Pathology Service provides veterinary cytology, hematology, and clinical chemistry for LSU Veterinary Teaching Hospital patients. Faculty and residents provide diagnostic services for our patients.

Diagnostic pathology and histology services are provided by the LSU Diagnostics (Louisiana Animal Disease Diagnostic Laboratory).



SERVICES

The Clinical Pathology Service provides the following services for our LSU Veterinary Teaching Hospital patients:

- veterinary cytology
- hematology
- clinical chemistry

FACULTY



DR. SHANNON DEHGHANPIR

Associate Professor of Clinical Pathology (Department of Veterinary Clinical Sciences)

BS, LSU 2009; DVM, LSU, 2013; MS, LSU 2017; Diplomate, American College of Veterinary Pathologists.

RESIDENTS:

Dr. Kathryn Metcalf
Dr. Nadia Richmond

WILDLIFE

OUR EXPERTISE

The LSU School of Veterinary Medicine's Wildlife Hospital cares for injured animals presented to us for treatment. Our goal is to treat and rehabilitate these animals so that they can be released back into the wild. We receive approximately 1,200 wildlife cases each year, with approximately 73 percent of treatable animals released back into nature.

Our three primary focus areas are:

Conservation: We provide veterinary care for injured native wildlife from Louisiana and surrounding states. Our conservation efforts focus on the rehabilitation and re-release of wildlife.

Research: We carry out research projects at the state, national, and international level with a focus on wildlife preservation and conservation.

Education: We provide veterinary students with educational opportunities in the field of wildlife medicine. The skills learned by these students are directly applicable to captive exotic species and are part of their training to become skilled veterinarians. In addition, we carry out educational presentations aimed at the public in the state of Louisiana. These presentations tout the value of wildlife conservation and provide an avenue for children and adults to become aware of the issues that affect our native wildlife species.

SERVICES

We provide care for injured wildlife native to Louisiana. Wildlife cases can be presented to the Small Animal Clinic daily between 8 a.m. and 8 p.m. Cases will not be accepted after 8 p.m. Uninjured, orphan cases should be directed to a local wildlife rehabber. A current list of rehabbers is available online at wlf.louisiana.gov

Keep safety in mind when transporting a wild animal. Call animal control if necessary. Call your local veterinarian or our Wildlife Hospital for advice on the animal before interacting with it.

Our program relies on private donations. Your gifts help cover the cost of food, housing, and veterinary procedures and treatments. Care costs can range from \$50 for basic care to more than \$3,000 for orthopedic surgery.


FACULTY



DR. MARK MITCHELL

Professor of
Zoological
Medicine
(Department of
Veterinary Clinical Sciences)

Veterinary Clinician; BS, University of Illinois, Urbana-Champaign, 1990; DVM, University of Illinois, Urbana-Champaign, 1992; MS, University of Illinois, Urbana-Champaign, 1996; PhD, LSU, 2001; Diplomate, European College of Zoological Medicine (Herpetology)



DR. KIM BOYKIN

Clinical Instructor of
Wildlife Medicine
(Department of
Veterinary Clinical
Services)

BS, Florida State University, 2005
DVM, NC State University, 2016
MS, LSU, 2019



ZOOLOGICAL MEDICINE

COMPANION EXOTIC ANIMALS

OUR EXPERTISE

The team of health care professionals that make up the Zoological Medicine Service provides total health care for your bird, reptile, or small exotic companion animal. We practice quality health and client education as it relates to the husbandry and dietary needs of the diverse species treated.

Client education brochures and food samples are commonly provided to clients as a way of reinforcing the information discussed during the visit. An office visit includes a complete physical examination along with a comprehensive examination of the patient's environment, diet, and husbandry requirements that will affect the animal's quality of life and long term health.

FACULTY



DR. JAVIER NEVAREZ

Professor of Zoological Medicine (Department of

Veterinary Clinical Sciences)

Veterinary Clinician; BS, LSU, 1998; DVM, LSU, 2001; PhD, LSU, 2007; Diplomate, American College of Zoological Medicine; Diplomate, European College of Zoological Medicine (Herpetology).



DR. THOMAS TULLY

Professor of Zoological Medicine (Department of

Veterinary Clinical Sciences)

Veterinary Clinician; Service Chief (Zoological Medicine) BS, LSU, 1982; DVM, LSU, 1986; MS, LSU, 1991; Diplomate, American Board of Veterinary Practitioners (Avian); Diplomate, European College of Zoological Medicine (Avian).

RESIDENTS:

- Dr. Laken Russell
- Dr. Tithipong Plangsangmas
- Dr. Hugo Gonzalez

INTERNS:

- Dr. Tim Bruner

LSU | School of
Veterinary Medicine

Louisiana State University,
Baton Rouge, Louisiana, 70803

